



Clinton County Health Department

133 Margaret Street, Plattsburgh, New York 12901-2926

“Working Together for a Healthier Community”

www.clintonhealth.org



Public Health
Prevent. Promote. Protect.

Health Planning & Promotion Division

Phone: (518) 565-4993

Fax: (518) 565-4472

June 30, 2023

Dear Community Partner,

In early 2022, we asked municipalities for assistance in reaching community members for the **2022 Community Health Assessment Resident Survey**. The survey asked residents to share their thoughts and opinions about their health experiences and concerns. Results from the survey were used to develop the [2022-2024 Community Health Assessment](#).

CCHD has developed an individualized report and infographic of responses from residents who indicated they reside within your municipality comparing their responses to those from across the county. Please feel free to share this report and its data.

After reviewing your report, please visit www.surveymonkey.com/r/CCHDMunicipalReportSurvey and complete a short survey. Your feedback will help us ensure we are providing you with information you find useful. Please share the survey link with all staff within your municipality who have the opportunity to review your report.

We thank you for supporting collaborative health planning in our region. Please reach out with any questions.

Sincerely,

Molly Flynn
Principal Public Health Educator
Clinton County Health Department
Molly.Flynn@clintoncountygov.com



“Persons who have any physical mobility or other needs, call the telephone number above to arrange for accommodations”

2022 Community Health Assessment

Resident Survey Key Findings—Town of Schuyler Falls*



As part of the **2022-2024** Community Health Assessment process, the Clinton County Health Department asked county residents for their opinions on health, social and environmental issues in the community. To learn more about the survey and compare your township's data to county level findings, please visit <https://bit.ly/3JobieC>.



More than **half** feel their physical health is **good or excellent**.

40%

identified **mental health** as a health challenge for themselves or their family.



35%

reported **issues related to aging** as a top health issue for themselves or their family.



More than **half** feel their **mental health** is **good or excellent**.



40%

of respondents feel **affordable housing** is a social challenge in the community.



The **top two** responses for **environmental challenges** in the community were:



aging infrastructure

and



school safety



Almost **2 in 5** respondents feel access to **healthcare services** is a top health issue in the community.


45%

of respondents **agree or strongly agree** that they live in a healthy community.

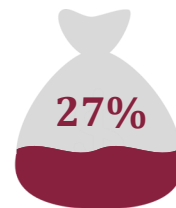


Top ranked features of a healthy community:

- Healthcare services
- Livable wages
- Safe environment
- Clean environment
- Affordable housing



More than **half** of respondents faced at least 1 **barrier** to receiving **medical care in the past year**.



Almost **one third** of respondents identified lack of a **livable wage** as a top social issue for themselves or their family.

*During survey fielding, a concentrated effort was made to reach a representative sample of residents, mirroring census population data, from each of the townships in Clinton County. The above results are based on **62** respondents who indicated they reside in **Schuyler Falls**.

Introduction

In the spring of 2022 the Clinton County Health Department (CCHD) surveyed Clinton County residents to provide perspective about community health. Residents were asked to identify features of a strong, vibrant, healthy community; for their opinions on health, social and environmental challenges in the community; to identify health and social challenges and any barriers to medical care experienced by themselves or a family member within the past year; and, for demographic information about individual respondents and their households. The summary below outlines what respondents who indicated they reside in the Town of Schuyler Falls identified as features, challenges or barriers and highlights how they compare to the responses of all Clinton County respondents.

Findings

A total of 1,081 responses were received from Clinton County residents. Sixty-two (62) of the respondents indicated they reside in the Town of Schuyler Falls.

Demographics of Survey Respondents

The overall demographics of survey respondents who reside in the Town of Schuyler Falls varied slightly from those of Clinton County respondents overall. Four-fifths of survey respondents (83.97%) identified as female and 14.52% of respondents identified as male (1.61% of respondents chose not to answer this question). In regards to age, the majority of respondents were ages 45-64 (50%), followed by ages 25-44 (29.03%), ages 65-79 (14.52%), 80 years and older (3.23%), and ages 18-24 (3.23%). There were no responses from individuals age 17 and younger. The majority of respondents indicated that the primary language spoken in their household was English, while 1.61% selected American Sign Language as their primary language. Ninety-three percent of respondents reported their race/ethnicity as white, while one respondent (1.61%) selected Hispanic, Latino or Spanish origin. The highest level of education completed by survey respondents was diverse; 4.84% completed some high school but did not finish; 12.90% obtained a high school diploma or GED; 19.97% completed some college or obtained a technical or trade school certificate; 8.06% obtained an Associate's degree; 29.03% obtained a Bachelor's degree; and 22.58% obtained a Master's degree or higher. The household annual income reported by respondents also varied; 11.29% reported a household annual income of less than \$24,999; 17.74% reported \$25,000-\$49,000; 30.65% reported \$50,000-\$99,999; and 30.65% reported \$100,000 or more. The majority of respondents are employed full-time (50%) or retired (32.36%). When asked if they had a primary care provider (PCP), 95.16% indicated they were being followed by a PCP, only 4.85% indicated they were not. The breakdown for all respondents' responses to demographic questions can be found in *Table 1*.

Definition of a Healthy Community

When asked whether they believed they live in a healthy community, 45.16% of respondents agreed or strongly agreed that they live in a healthy community. Only 17.75% disagreed or strongly disagreed with this statement and 37.09% of respondents felt neutral. Respondents were then asked to identify the top

Clinton County 2022 Community Health Assessment Community Survey Summary - Town of Schuyler Falls -

three features of a strong, vibrant, healthy community. The top features reported by residents were health care services (52.23%); livable wages (32.36%); a safe environment (29.03%); a clean environment (27.42%); and affordable housing (25.81%). The lowest ranked features were senior housing (1.61%); diverse populations (4.84%); transportation (6.45%); equality (8.06%); good childcare (9.68%); senior service (9.68%); and walkable and bike friendly communities (9.68%). When compared to county responses, Schuyler Falls residents were more likely to select health care services (18 percentage points) and less likely to select affordable housing (8 percentage points) as top features. See *Figure 1* for perceptions of living in a healthy community by residents and *Figure 2* for the top features of a strong, vibrant, healthy community.

Health Challenges of Concern and Experienced

Schuyler Falls residents identified mental health (40.32%); access to health care services (37.10%); access to health care specialist (37.10%); substance abuse (35.48%); access to mental health services (33.87%); and overweight/obesity (33.87%) as the top health related challenges of concern in the community. More than 87% of respondents reported they or a family member experienced one or more health challenge in the past year. The top challenges experienced by residents or their family members were mental health (46.30%); issues related to aging (40.74%); access to dental care (31.48%); chronic disease (27.78%); access to a health care specialists (25.93%); and overweight/obesity (25.93%).

One-third of respondents identified access to mental health services as a health challenge in the community, while less than 20% of respondents reported that they or a family member had issues accessing mental health services within the past year. Two-fifths of respondents reported they or a family member experienced issues related to aging within the past year, though only about 20% listed it as a health issue in the community. Additionally, more than 30% of respondents reported they or a family member had trouble accessing dental care, about 8 percentage points higher than Clinton County residents. Schuyler Falls respondents were almost 12 percentage points more likely to report mental health as a health experience they or a family member had in the past year than Clinton County respondents. Furthermore, 37% of respondents identified access to health care services as a top health challenge in the community, while less than 20% reported they or a family member had trouble accessing health care services within the past year. However, over 55% of respondents identified at least one barrier to receiving medical care they or a family member experienced in the past year. The most reported barriers included; no specialist appointment was available (45.71%), co-pays or deductibles were too high (40.00%), did not have dental or vision insurance (40.00%), did not accept my insurance (37.14%), and there was no specialist locally (37.14%). See *Figure 3* for health challenges identified in your community, *Figure 4* for health challenges experienced by residents, and *Figure 8* for barriers to receiving medical care.

Social Challenges of Concern and Experienced

Town of Schuyler Falls residents identified two of the same top social challenges in the community as all Clinton County residents surveyed, lack of a livable wage (41.94%) and affordable housing (40.32%). Other social challenges in the community identified by residents were childcare (29.03%), child abuse/neglect (27.42%), lack of support or resources for youth (22.58%), and safe recreational areas

Clinton County 2022 Community Health Assessment Community Survey Summary - Town of Schuyler Falls -

(22.58%). About 70% of respondents reported they or a family member experienced at least one social challenge in the past year. More than a quarter of respondents (27.43%) identified child abuse/neglect as a top social concern in the community, while only about 2% of respondents or their family member experienced it within the past year. Almost half of respondents (45.45%) reported that they or a family member experienced a lack of opportunities for physical activity in the past year, yet only 12% identified it as a social concern in the community. Other social issues experienced by Schuyler Falls respondents or their family members in the last year included lack of a livable wage (38.64%), affordable housing (25.00%), safe recreational areas (22.73%), and childcare (20.45%). See *Figure 5* for social challenges of concern in your community and *Figure 6* for social challenges experienced by residents.

Environmental Concerns

More than half (58.06%) of residents identified aging infrastructure as a top environmental concern in the community. About 2 in 5 (43.55%) identified school safety as a top environmental concern, while 38.71% identified vector-borne disease (13 percentage points higher than all Clinton County respondents). Schuyler Falls residents were less likely to select air pollution (3.23%) and more likely to select school safety (43.55%) than county residents (14.44% and 33.33% respectively). See *Figure 7* for environmental concerns among respondents from the Town of Schuyler Falls.

Self-Perceived Physical and Mental Health

The majority of respondents self-reported their physical health as good (35.48%) or average (33.87%). 11.29% reported their physical health as poor, 3.23% as extremely poor, and 16.13% reported their physical health as excellent. Schuyler Falls respondents were more likely (10 percentage points) to self-report their mental health as poor (20.97%) than Clinton County respondents. Three-quarters of respondents (77.42%) reported their mental health as average, good or excellent and 1.61% of respondents reported their mental health as extremely poor. See *Figure 9* for the self-perceived physical health and *Figure 10* for the self-perceived mental health among respondents from the Town of Schuyler Falls.

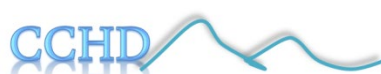
Learn More

A full report for all Clinton County respondents, including methodology, considerations/limitations and conclusions, can be found included in the 2022-2024 Clinton County Community Health Assessment at http://www.clintonhealth.org/pdf%20files/CHA_CHIP.pdf.

Clinton County 2022 Community Health Assessment Community Survey Summary
 - Town of Schuyler Falls -

Tables & Figures

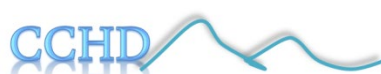
Table 1. 2022 Clinton County Community Health Assessment Community Survey, Demographics of Respondents			
Demographic		Schuyler Falls % (#)	Clinton County % (#)
Gender (n=62)/(n=1,081)*	Female	83.87% (52)	76.04% (822)
	Male	14.52% (9)	19.15% (207)
	Non-Binary	0.00% (0)	0.46% (5)
	Other	0.00% (0)	0.74% (8)
	*Note: Of all 62 Schuyler Falls respondents, 1.61% (1) declined to answer. Of all Clinton County respondents, 3.61% (39) declined to answer.		
Age (n=62)/(n=1081)	17 years and younger	0.00% (0)	0.37% (4)
	18-24 years	3.23% (2)	4.07% (44)
	25-44 years	29.03% (18)	35.43% (383)
	45-64 years	50.00% (31)	35.25% (381)
	65-79 years	14.52% (9)	17.95% (194)
	80 years and older	3.23% (2)	6.94% (75)
Primary language spoken in household (n=62)/(n=1081)	English	98.39% (61)	99.54% (1076)
	Chinese	1.61% (1)	0.09% (1)
	French	0.00% (0)	0.00% (0)
	Haitian-Creole	0.00% (0)	0.00% (0)
	Italian	0.00% (0)	0.09% (1)
	Korean	0.00% (0)	0.00% (0)
	Polish	0.00% (0)	0.09% (1)
	Russian	0.00% (0)	0.00% (0)
	Spanish	0.00% (0)	0.00% (0)
	Other	0.00% (0)	0.19% (2)
Race/ethnicity (n = 62)/(n=1081)*	American Indian	0.00% (0)	1.39% (15)
	Asian or Pacific Islander	0.00% (0)	0.74% (8)
	Black or African American	0.00% (0)	1.20% (13)
	Hispanic, Latino or Spanish origin	1.61% (1)	1.67% (18)
	White	93.55% (58)	91.86% (993)
	Other	0.00% (0)	0.56% (6)
	*Note: Of all 62 Schuyler Falls respondents, 4.84% (3) declined to answer. Of all 1081 Clinton County respondents, 5.27% (57) declined to answer. For this question respondents were asked to select all that apply; therefore, responses will not total 100%.		




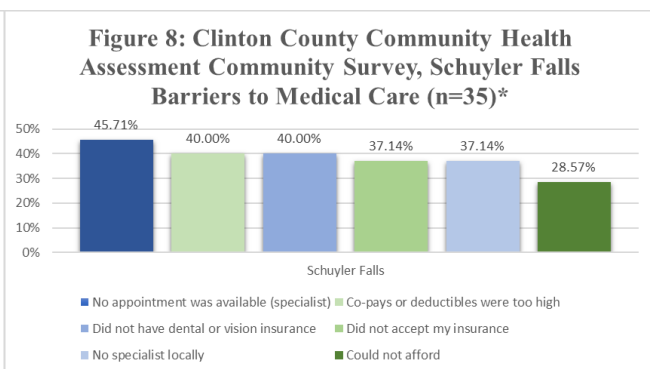
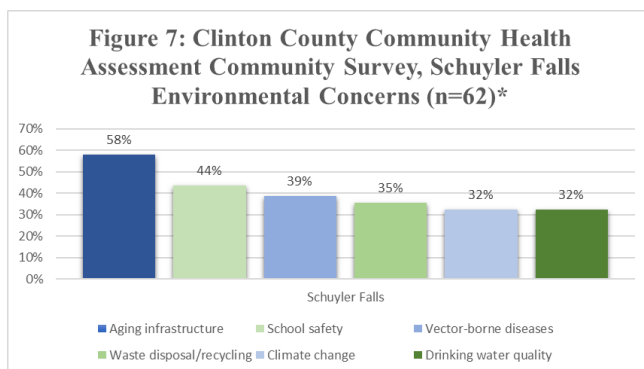
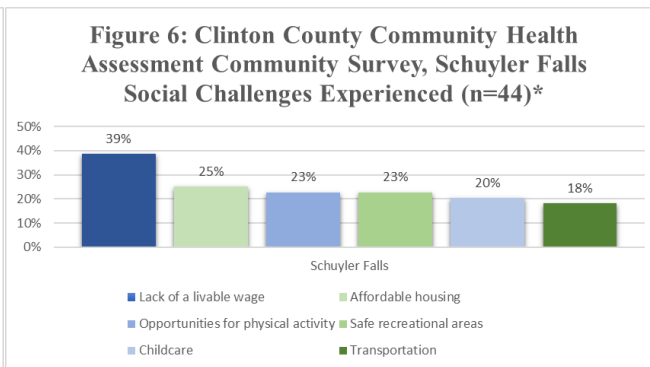
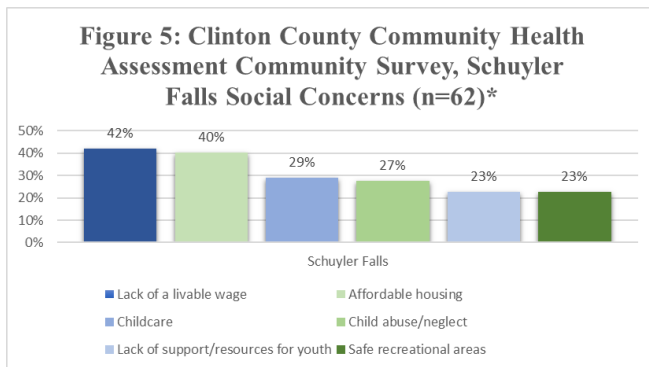
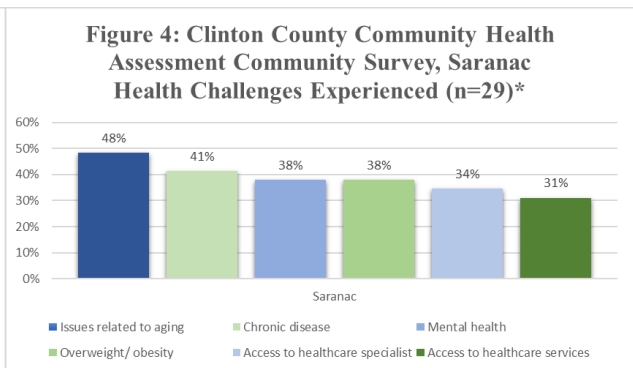
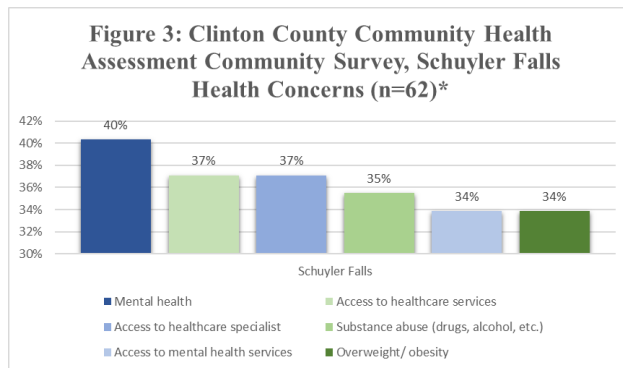
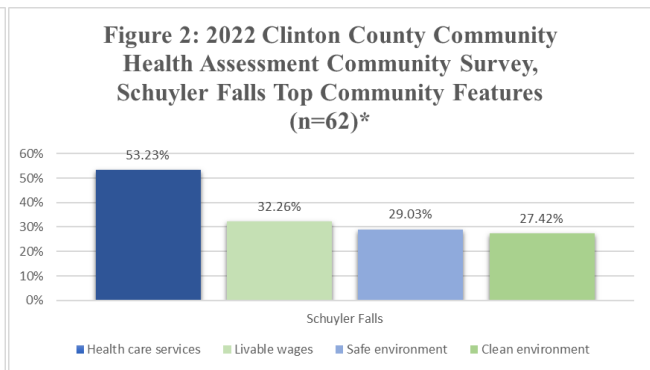
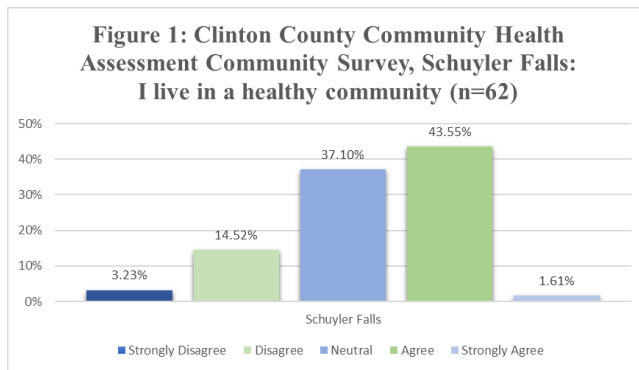
Clinton County 2022 Community Health Assessment Community Survey Summary
 - Town of Schuyler Falls -

Table 1 Continued. 2022 Clinton County Community Health Assessment Community Survey, Demographics of Respondents

Demographic		Schuyler Falls % (#)	Clinton County % (#)
Highest level of education (n=62)/(n=1081)	Some high school (did not finish)	4.84% (3)	3.89% (42)
	High school diploma or GED	12.90% (8)	15.26% (165)
	Technical or trade school certificate	4.84% (3)	3.24% (35)
	Some college	15.13% (10)	13.78% (149)
	Associate's degree	8.06% (5)	10.82% (117)
	Bachelor's degree	29.03% (18)	26.46% (286)
	Graduate degree	22.58% (14)	25.44% (275)
	Other	1.61% (1)	1.11% (12)
Household annual income (n=62)/(n=1081)*	Less than \$10,000	1.61% (1)	4.16% (45)
	\$10,000 - \$24,999	9.68% (6)	10.36% (112)
	\$25,000 - \$49,999	17.74% (11)	16.10% (174)
	\$50,000 - \$99,999	30.65% (19)	29.51% (319)
	\$100,000 - \$149,999	20.97% (13)	16.93% (183)
	\$150,000 or more	9.68% (6)	9.90% (107)
	*Note: Of all 62 Schuyler Falls respondents, 9.68% (6) declined to answer. Of all 1081 Clinton County respondents, 13.04% (141) declined to answer.		
Primary Employment Status (n = 62)/(n=1081)	Full-time	50.00% (31)	54.12% (585)
	Part-time	8.06% (5)	7.86% (85)
	Armed forces	0.00% (0)	0.09% (1)
	Disabled	3.23% (2)	4.72% (51)
	Homemaker	0.00% (0)	3.52% (38)
	Retired	32.36% (20)	22.76% (246)
	Student	0.00% (0)	1.94% (21)
	Unemployed	1.61% (1)	2.22% (24)
	Other	4.84% (3)	2.78% (30)
Primary Care Provider (n = 62)/(n=1081)	Yes	95.16% (59)	90.47% (978)
	No	4.48% (3)	9.53% (103)



Clinton County 2022 Community Health Assessment Community Survey Summary - Town of Schuyler Falls -



Clinton County 2022 Community Health Assessment Community Survey Summary - Town of Schuyler Falls -

Figure 9: Clinton County Community Health Assessment Community Survey, Schuyler Falls Physical Health Status (n=62)

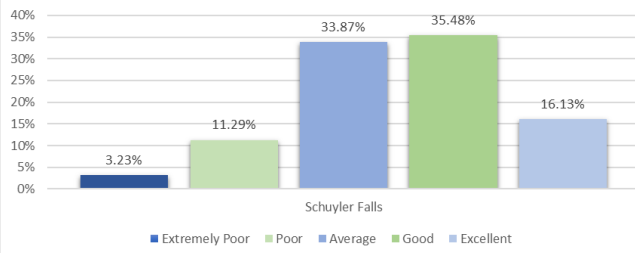


Figure 10: Clinton County Community Health Assessment Community Survey, Schuyler Falls Mental Health Status (n=62)

