



Clinton County Health Department

133 Margaret Street, Plattsburgh, New York 12901-2926

“Working Together for a Healthier Community”

www.clintonhealth.org



Public Health
Prevent. Promote. Protect.

Health Planning & Promotion Division

Phone: (518) 565-4993

Fax: (518) 565-4472

June 30, 2023

Dear Community Partner,

In early 2022, we asked municipalities for assistance in reaching community members for the **2022 Community Health Assessment Resident Survey**. The survey asked residents to share their thoughts and opinions about their health experiences and concerns. Results from the survey were used to develop the [2022-2024 Community Health Assessment](#).

CCHD has developed an individualized report and infographic of responses from residents who indicated they reside within your municipality comparing their responses to those from across the county. Please feel free to share this report and its data.

After reviewing your report, please visit www.surveymonkey.com/r/CCHDMunicipalReportSurvey and complete a short survey. Your feedback will help us ensure we are providing you with information you find useful. Please share the survey link with all staff within your municipality who have the opportunity to review your report.

We thank you for supporting collaborative health planning in our region. Please reach out with any questions.

Sincerely,

Molly Flynn
Principal Public Health Educator
Clinton County Health Department
Molly.Flynn@clintoncountygov.com



“Persons who have any physical mobility or other needs, call the telephone number above to arrange for accommodations”

2022 Community Health Assessment

Resident Survey Key Findings—Town of Mooers*



As part of the **2022-2024** Community Health Assessment process, the Clinton County Health Department asked county residents for their opinions on health, social and environmental issues in the community. To learn more about the survey and compare your township's data to county level findings, please visit <https://bit.ly/3JobieC>.

Half feel their physical health is **good or excellent**.



of respondents feel **access to health care specialists** is a top health issue in the community.

45%



39% reported **chronic disease** as a top health issue for themselves or their family.



65% feel their **mental health** is **good or excellent**.



39% of respondents feel **bullying** is a social challenge in the community.



The **top two** responses for **environmental challenges** in the community were:



aging infrastructure

and



stream, river, lake quality



2 in 5 respondents feel **obesity** is a top health issue in the community.


48%

of respondents **agree or strongly agree** that they live in a healthy community.

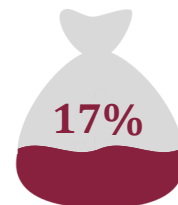


Top ranked features of a healthy community:

- Health care services
- Clean environment
- Good schools
- Safe environment
- Parks and recreation



3 out of every 5 respondents faced at least 1 **barrier** to receiving **medical care in the past year**.



Almost **1 in 5** respondents identified lack of a **livable wage** as a top social issue for themselves or their family.

*During survey fielding, a concentrated effort was made to reach a representative sample of residents, mirroring census population data, from each of the townships in Clinton County. The above results are based on **23** respondents who indicated they reside in **Mooers**.

Introduction

In the spring of 2022 the Clinton County Health Department (CCHD) surveyed Clinton County residents to provide perspective about community health. Residents were asked to identify features of a strong, vibrant, healthy community; for their opinions on health, social and environmental challenges in the community; to identify health and social challenges and any barriers to medical care experienced by themselves or a family member within the past year; and, for demographic information about individual respondents and their households. The summary below outlines what respondents who indicated they reside in the Town of Mooers identified as features, challenges or barriers and highlights how they compare to the responses of all Clinton County respondents.

Findings

A total of 1,081 responses were received from Clinton County residents. Twenty-three (23) of the respondents indicated they reside in the Town of Mooers.

Demographics of Survey Respondents

The overall demographics of survey respondents who reside in the Town of Mooers varied only slightly from those of Clinton County respondents overall. More than two-thirds of survey respondents (69.57%) identified as female and 21.74% of respondents identified as male (8.70% of respondents chose not to answer this question). In regards to age, the majority of respondents were ages 45-64 (43.48%), followed by ages 25-44 (26.09%), ages 80 and older (21.74%), ages 65-79 (4.35%), and ages 18-24 (4.35%). There were no responses from individuals age 17 and younger. All respondents indicated that the primary language spoken in their household was English. Eighty-six percent of respondents reported their race/ethnicity as white, while 4.35% selected American Indian and 4.35% Hispanic, Latino or Spanish origin. The highest level of education completed by survey respondents was diverse; 17.40% completed some high school but did not finish or obtained a high school diploma or GED; 21.74% completed some college or obtained a technical or trade school certificate; 21.74% obtained an Associate's degree; 26.09% a Bachelor's degree; and 13.04% obtained a Master's degree or higher. The household annual income reported by respondents also varied: 4.35% reported a household annual income of less than \$24,999; 8.70% reported \$25,000-\$49,000; 26.09% reported \$50,000-\$99,999; and 26.08% reported \$100,000 or more. The majority of respondents are employed full-time (69.67%) or retired (21.74%). When asked if they had a primary care provider (PCP), 91.30% indicated they were being followed by a PCP, while only 8.70% indicated they were not. The breakdown for all respondents' responses to demographic questions can be found in *Table 1*.

Definition of a Healthy Community

When asked whether they believed they live in a healthy community, 47.83% of respondents agreed or strongly agreed that they live in a healthy community. Over a quarter of respondents (26.09%) disagreed or strongly disagreed and 26.09% of respondents felt neutral toward this statement. Respondents were then

Clinton County 2022 Community Health Assessment Community Survey Summary - Town of Mooers -

asked to identify the top three features of a strong, vibrant, healthy community. The top features reported by residents were health care services (40.91%); a clean environment (40.91%); good schools (36.36%); a safe environment (31.82%); and parks and recreation resources (27.27%). The lowest ranked features were diverse populations (0.00%); equality (0.00%); good childcare (4.55%); senior housing (4.55%); senior services (4.55%); and transportation (4.55%). When compared to county responses, Mooers residents were more likely to select good schools (12 percentage points) and less likely to select affordable housing (16 percentage points) as top features. See *Figure 1* for perceptions of living in a healthy community by residents and *Figure 2* for the top features of a strong, vibrant, healthy community.

Health Challenges of Concern and Experienced

Mooers residents identified access to a health care specialist (45.45%) and overweight/obesity (45.45%) as the top health related challenges of concern in the community. Access to health care services, cancer, chronic disease, issues related to aging, mental health, and substance abuse were selected by about one-third (31.82%) of respondents. More than 78% of respondents reported they or a family member experienced one or more health challenge in the past year. The top challenges experienced were chronic disease (50.00%); issues related to aging (44.44%); and access to a health care specialist (38.89%).

Almost half (45.45%) of respondents identified overweight/obesity as a health challenge in the community, while just over 22% of respondents reported it as a health challenge they or a family member experienced within the past year. Conversely, 50.00% of respondents reported they or a family member experienced chronic disease within the last year, while only about 30% identified it as a challenge in the community. Respondents who lived in Mooers were more likely (17 percentage points) experience chronic disease themselves (or by a family member) than Clinton County respondents. Furthermore, nearly 32% of respondents identified access to health care services as a top health challenge in the community, while just over 22% reported having trouble in accessing health care services. However, over 60% of respondents reported they or a family member experienced at least one barrier to receiving medical care in the past year. The most reported barriers included; could not afford (28.57%), could not leave work/school (21.43%), did not have dental or vision insurance (21.43%), did not have transportation (21.43%), no primary care appointment was available (21.43%), no specialist appointment was available (21.43%) and there was no specialist locally (21.43%). See *Figure 3* for health challenges identified in your community, *Figure 4* for health challenges experienced by residents, and *Figure 8* for barriers to receiving medical care.

Social Challenges of Concern and Experienced

Town of Mooers residents identified some of the same social challenges in the community as all Clinton County residents surveyed, affordable housing (30.43%) and lack of a livable wage (34.79%). However, their other top-ranked social challenge in the community differed from county responses. Almost 40% of respondents identified bullying as the top social issue in the community, 20 percentage points higher than county respondents. About one-third (30.43%) of respondents identified affordable housing, lack of employment opportunities, safe recreational areas or lack of support or resources for seniors as top social issues in the community. More than 3 in 5 (60.87%) respondents reported they or a family member experienced at least one social challenge in the past year. Nearly 40% of respondents identified bullying as

Clinton County 2022 Community Health Assessment Community Survey Summary - Town of Mooers -

a top social concern in the community, while less than 15% respondents reported that they or a family member experienced bullying within the last year. Less than 10% of respondents identified lack of opportunities for physical activity as an issue in the community; however, more than 20% reported they or a family member experienced it in the past year. See *Figure 5* for social challenges of concern in your community and *Figure 6* for social challenges experienced by residents.

Environmental Concerns

More than half (52.17%) of residents identified aging infrastructure as a top environmental concern in the community. About half (47.83%) identified stream, river or lake quality as a top environmental concern, while 39.13% identified drinking water quality. Mooers residents were less likely to select climate change (17.39%) and more likely to select agricultural runoff (34.78%) than county residents (32.78% and 24.44% respectively). See *Figure 7* for environmental concerns among respondents from the Town of Mooers.

Self- Perceived Physical and Mental Health

The majority of respondents self-reported their physical health as average (39.13%) or good (39.13%). Only 4.35% reported their physical health as poor or extremely poor; 17.39% reported their physical health as excellent. A similar pattern in responses was seen for self-reported mental health with 91.30% of respondents reporting their mental health as average, good or excellent; 8.70% of respondents reported their mental health as poor and zero respondents reported their mental health as extremely poor. See *Figure 9* for the self-perceived physical health and *Figure 10* for the self-perceived mental health among respondents from the Town of Mooers.

Learn More

A full report for all Clinton County respondents, including methodology, considerations/limitations and conclusions, can be found included in the 2022-2024 Clinton County Community Health Assessment at http://www.clintonhealth.org/pdf%20files/CHA_CHIP.pdf.

Clinton County 2022 Community Health Assessment Community Survey Summary
- Town of Mooers -

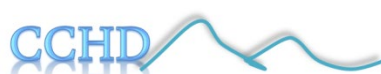
Tables & Figures

Table 1. 2022 Clinton County Community Health Assessment Community Survey, Demographics of Respondents			
Demographic		Mooers % (#)	Clinton County % (#)
Gender (n=23)/(n=1,081)*	Female	69.57% (16)	76.04% (822)
	Male	21.74% (5)	19.15% (207)
	Non-Binary	0.00% (0)	0.46% (5)
	Other	0.00% (0)	0.74% (8)
	*Note: Of all 23 Mooers respondents, 8.70% (2) declined to answer. Of all Clinton County respondents, 3.61% (39) declined to answer.		
Age (n=23)/(n=1081)	17 years and younger	0.00% (0)	0.37% (4)
	18-24 years	4.35% (1)	4.07% (44)
	25-44 years	26.09% (6)	35.43% (383)
	45-64 years	43.48% (10)	35.25% (381)
	65-79 years	4.35% (1)	17.95% (194)
	80 years and older	21.74% (5)	6.94% (75)
Primary language spoken in household (n=23)/(n=1081)	English	100.00% (23)	99.54% (1076)
	Chinese	0.00% (0)	0.09% (1)
	French	0.00% (0)	0.00% (0)
	Haitian-Creole	0.00% (0)	0.00% (0)
	Italian	0.00% (0)	0.09% (1)
	Korean	0.00% (0)	0.00% (0)
	Polish	0.00% (0)	0.09% (1)
	Russian	0.00% (0)	0.00% (0)
	Spanish	0.00% (0)	0.00% (0)
	Other	0.00% (0)	0.19% (2)
Race/ethnicity (n = 23)/(n=1081)*	American Indian	4.35% (1)	1.39% (15)
	Asian or Pacific Islander	0.00% (0)	0.74% (8)
	Black or African American	0.00% (0)	1.20% (13)
	Hispanic, Latino or Spanish origin	4.35% (1)	1.67% (18)
	White	86.96% (20)	91.86% (993)
	Other	0.00% (0)	0.56% (6)
	*Note: Of all 23 Mooers respondents, 4.35% (1) declined to answer. Of all 1081 Clinton County respondents, 5.27% (57) declined to answer. For this question respondents were asked to select all that apply; therefore, responses will not total 100%.		

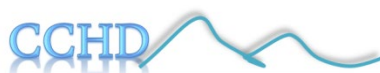
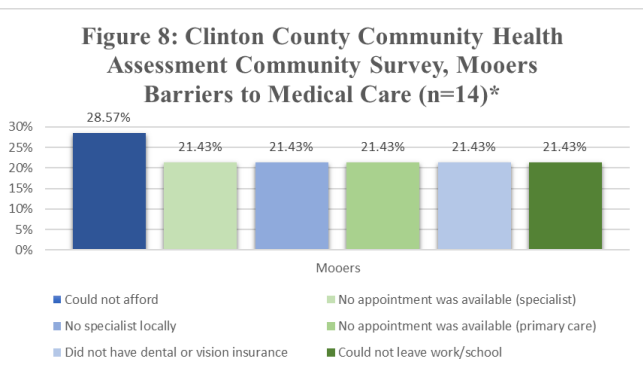
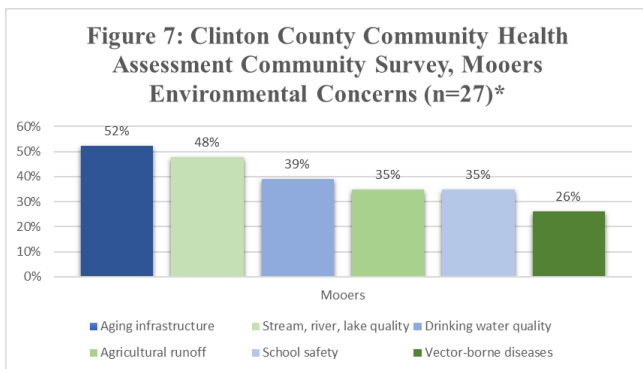
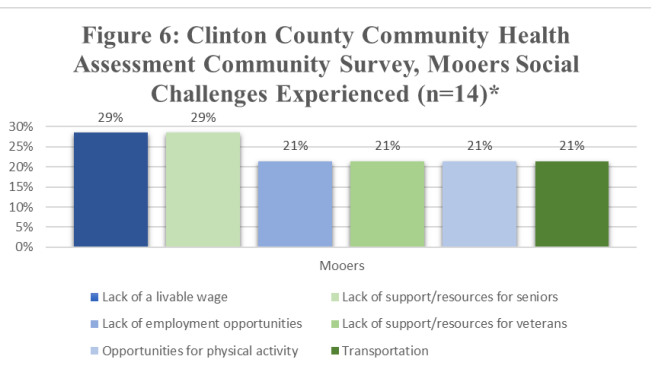
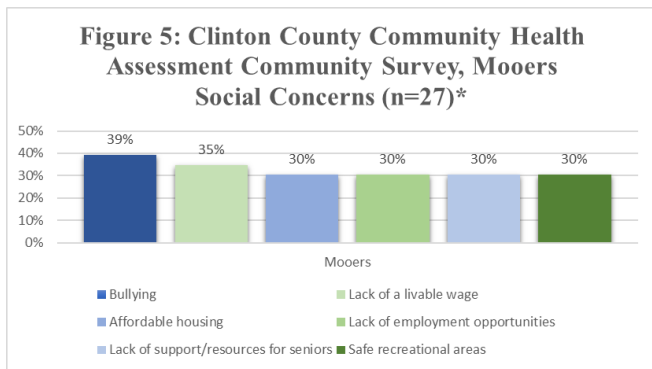
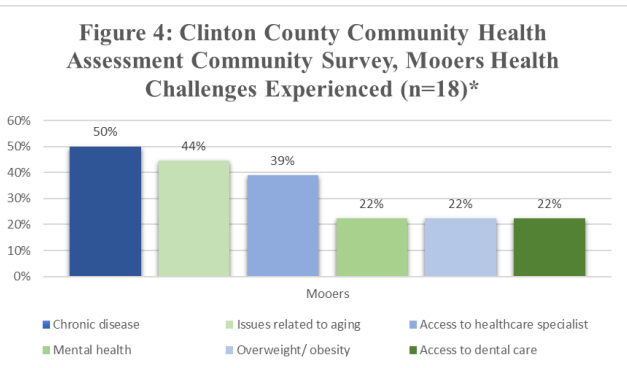
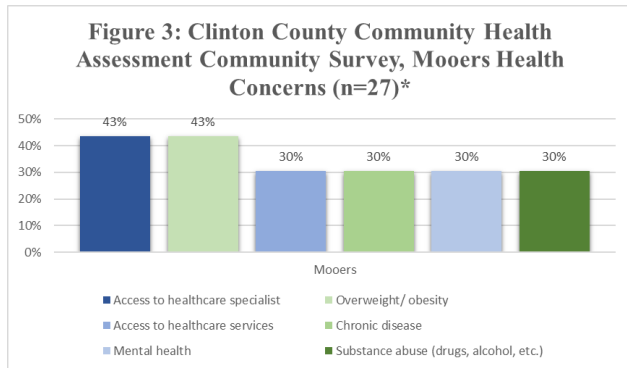
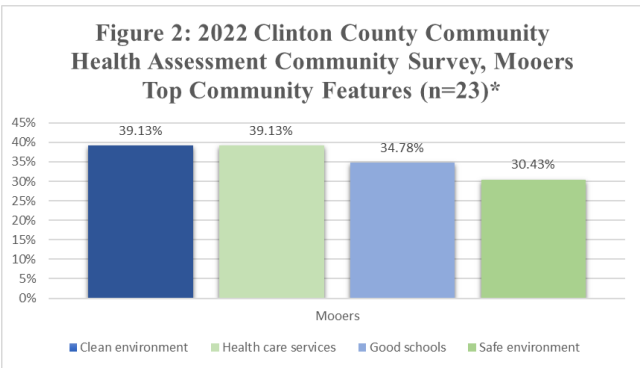
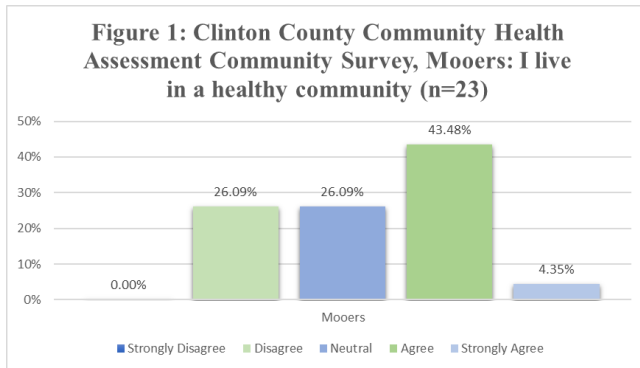
Clinton County 2022 Community Health Assessment Community Survey Summary
- Town of Mooers -

Table 1 Continued. 2022 Clinton County Community Health Assessment Community Survey, Demographics of Respondents

Demographic		Mooers % (#)	Clinton County % (#)
Highest level of education (n=23)/(n=1081)	Some high school (did not finish)	8.70% (2)	3.89% (42)
	High school diploma or GED	8.70% (2)	15.26% (165)
	Technical or trade school certificate	8.70% (2)	3.24% (35)
	Some college	13.04% (3)	13.78% (149)
	Associate's degree	21.74% (5)	10.82% (117)
	Bachelor's degree	26.09% (6)	26.46% (286)
	Graduate degree	13.04% (3)	25.44% (275)
	Other	0.00% (0)	1.11% (12)
Household annual income (n=23)/(n=1081)*	Less than \$10,000	0.00% (0)	4.16% (45)
	\$10,000 - \$24,999	4.35% (1)	10.36% (112)
	\$25,000 - \$49,999	8.70% (2)	16.10% (174)
	\$50,000 - \$99,999	26.09% (6)	29.51% (319)
	\$100,000 - \$149,999	13.04% (3)	16.93% (183)
	\$150,000 or more	13.04% (3)	9.90% (107)
	*Note: Of all 22 Mooers respondents, 34.78% (8) declined to answer. Of all 1081 Clinton County respondents, 13.04% (141) declined to answer.		
Primary Employment Status (n = 23)/(n=1081)	Full-time	69.67% (16)	54.12% (585)
	Part-time	4.35% (1)	7.86% (85)
	Armed forces	0.00% (0)	0.09% (1)
	Disabled	0.00% (0)	4.72% (51)
	Homemaker	4.35% (1)	3.52% (38)
	Retired	21.74% (5)	22.76% (246)
	Student	0.00% (0)	1.94% (21)
	Unemployed	0.00% (0)	2.22% (24)
	Other	0.00% (0)	2.78% (30)
Primary Care Provider (n = 23)/(n=1081)	Yes	91.30% (21)	90.47% (978)
	No	8.70% (2)	9.53% (103)



Clinton County 2022 Community Health Assessment Community Survey Summary - Town of Mooers -



Clinton County 2022 Community Health Assessment Community Survey Summary - Town of Mooers -

Figure 9: Clinton County Community Health Assessment Community Survey, Mooers Physical Health Status (n=23)

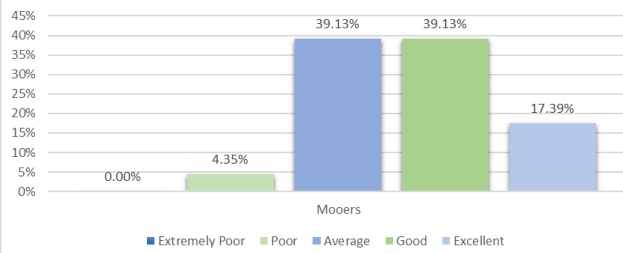


Figure 10: Clinton County Community Health Assessment Community Survey, Mooers Mental Health Status (n=23)

