



Clinton County Health Department

133 Margaret Street, Plattsburgh, New York 12901-2926

“Working Together for a Healthier Community”

www.clintonhealth.org



Public Health
Prevent. Promote. Protect.

Health Planning & Promotion Division

Phone: (518) 565-4993

Fax: (518) 565-4472

June 30, 2023

Dear Community Partner,

In early 2022, we asked municipalities for assistance in reaching community members for the **2022 Community Health Assessment Resident Survey**. The survey asked residents to share their thoughts and opinions about their health experiences and concerns. Results from the survey were used to develop the [2022-2024 Community Health Assessment](#).

CCHD has developed an individualized report and infographic of responses from residents who indicated they reside within your municipality comparing their responses to those from across the county. Please feel free to share this report and its data.

After reviewing your report, please visit www.surveymonkey.com/r/CCHDMunicipalReportSurvey and complete a short survey. Your feedback will help us ensure we are providing you with information you find useful. Please share the survey link with all staff within your municipality who have the opportunity to review your report.

We thank you for supporting collaborative health planning in our region. Please reach out with any questions.

Sincerely,

Molly Flynn
Principal Public Health Educator
Clinton County Health Department
Molly.Flynn@clintoncountygov.com



“Persons who have any physical mobility or other needs, call the telephone number above to arrange for accommodations”

2022 Community Health Assessment

Resident Survey Key Findings—Champlain*

(including Rouses Point)



As part of the 2022-2024 Community Health Assessment process, the Clinton County Health Department asked county residents for their opinions on health, social and environmental issues in the community. To learn more about the survey and compare your township's data to county level findings, please visit <https://bit.ly/3JobieC>.

1 in 3 feel their physical health is **good or excellent**.




Almost **2 in 5** feel **substance abuse** is a health challenge in the community.



43% reported **issues related to aging** as a top health issue for themselves or their family.



Almost **half** feel their **mental health** is **good or excellent**.



41% of respondents feel **affordable housing** is a social challenge in the community.



The **top two** responses for **environmental challenges** in the community were:



aging infrastructure

and



drinking water quality



40% of respondents feel **chronic disease** is a top health issue in the community.

65%

of respondents **agree or strongly agree** that they live in a **healthy community**.

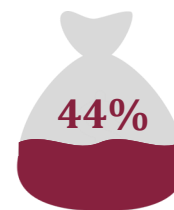


Top ranked features of a healthy community:

- Affordable housing
- Health care services
- Safe environment
- Clean environment
- Livable wages



3 in 5 respondents faced at least 1 **barrier** to receiving **medical care in the past year**.



More than **2 in 5** respondents identified lack of a **livable wage** as a top social issue for themselves or their family.

*During survey fielding, a concentrated effort was made to reach a representative sample of residents, mirroring census population data, from each of the townships in Clinton County. The above results are based on 69 respondents who indicated they reside in Champlain.

Introduction

In the spring of 2022 the Clinton County Health Department (CCHD) surveyed Clinton County residents to provide perspective about community health. Residents were asked to identify features of a strong, vibrant, healthy community; for their opinions on health, social and environmental challenges in the community; to identify health and social challenges and any barriers to medical care experienced by themselves or a family member within the past year; and, for demographic information about individual respondents and their households. The summary below outlines what respondents who indicated they reside in Champlain (including Rouses Point) identified as features, challenges or barriers and highlights how they compare to the responses of all Clinton County respondents.

Findings

A total of 1,081 responses were received from Clinton County residents. Sixty-nine (69) of the respondents indicated they reside in Champlain (including Rouses Point).

Demographics of Survey Respondents

The overall demographics of survey respondents who reside in Champlain (including Rouses Point) were aligned with those of Clinton County respondents overall. Three-quarters of survey respondents (76.81%) identified as female, 20.29% of respondents identified as male, and 1.45% identified as non-binary (1.45% of respondents chose not to answer this question). In regards to age, the majority of respondents were ages 45-64 (31.88%), followed by ages 25-44 (26.09%), ages 65-79 (24.64%), 80 years and older (15.94%), and ages 18-24 (1.45%). There were no responses from individuals age 17 and younger. All respondents indicated that the primary language spoken in their household was English. Ninety-four percent of respondents reported their race/ethnicity as white, while one respondent selected Black or African American and one respondent selected American Indian (1.45% each). The highest level of education completed by survey respondents was diverse; 1.45% completed some high school but did not finish; 20.29% obtained a high school diploma or GED; 30.43% completed some college or obtained a technical or trade school certificate, or an Associate's degree; 37.68% obtained a Bachelor's degree; and 10.14% obtained a Master's degree or higher. The household annual income reported by respondents also varied; 20.28% reported a household annual income of less than \$24,999; 21.74% reported \$25,000-\$49,000; 28.99% reported \$50,000-\$99,999; and 14.50% reported \$100,000 or more. The majority of respondents are employed full-time (46.38%), retired (34.78%), or disabled (10.14%). When asked if they had a primary care provider (PCP), 89.86% of respondents indicated they were currently being followed by a PCP. The breakdown for all respondents' responses to demographic questions can be found in *Table 1*.

Definition of a Healthy Community

When asked whether they believed they live in a healthy community, 65.22% of respondents agreed or strongly agreed that they live in a healthy community, 15.94% disagreed or strongly disagreed, and 18.84% of respondents felt neutral toward this statement. Respondents were then asked to identify features of a

Clinton County 2022 Community Health Assessment Community Survey Summary - Champlain (including Rouses Point) -

strong, vibrant, healthy community. The top features reported by residents were affordable housing (33.33%); health care services (33.33%); a safe environment (33.33%); a clean environment (30.43%); and livable wages (28.99%). The feature that Champlain (including Rouses Point) respondents ranked lowest were good childcare (2.90%); diverse populations (5.80%); equality (5.80%); and senior housing (5.80%). When compared to county responses, Champlain (including Rouses Point) residents were more likely to select senior services (14 percentage points) and less likely to select good schools (14 percentage points) as top features. See *Figure 1* for perceptions of living in a healthy community by residents and *Figure 2* for the top features of a strong, vibrant, healthy community.

Health Challenges of Concern and Experienced

Champlain (including Rouses Point) residents identified chronic disease (40.58%); substance abuse (39.18%); access to health care specialists (36.23%); access to health care services (33.33%); and mental health (31.88%) as the top health related challenges of concern in the community. More than 94% of respondents reported they or a family member experienced one or more health challenge in the past year. The top challenges reported were issues related to aging (43.08%); mental health (36.92%); chronic disease (32.30%); access to dental care (27.69%); access to a health care specialist (27.69%); and overweight/obesity (27.69%).

Almost 40% of respondents identified substance abuse as a health challenge in the community, while just over 12% of respondents reported it as a health challenge experienced by themselves or a family member within the past year. Conversely, 43.08% of respondents identified they or a family member experienced issues related to aging within the past year, though less than 30% identified it as a health challenge of concern in the community. Two in five respondents identified chronic disease as a health challenge in the community and over 30% of respondents reported they or a family member experienced chronic disease themselves in the past year. Furthermore, more than 36% of respondents identified access to health care services as a top health challenge in the community, while just over 21% reported they or a family member had trouble accessing health care services. However, over 60% of respondents reported they or a family member experienced at least one barrier to receiving medical care in the past year. The most reported barriers included: co-pays or deductibles were too high (42.86%), could not afford (35.71%), did not have dental or vision insurance (30.95%), no specialist appointment was available (30.95%), and there was no specialist locally (28.57%). See *Figure 3* for health challenges identified in your community, *Figure 4* for health challenges experienced by residents, and *Figure 8* for barriers to receiving medical care.

Social Challenges of Concern and Experienced

Residents who reside in Champlain (including Rouses Point) identified the same top three social challenges in the community as all Clinton County residents surveyed, affordable housing (40.58%), lack of a livable wage (42.03%), and access to healthy foods (28.99%). Their next ranked social challenges in the community were lack of support for seniors (24.64%) and transportation (24.64%), both of which higher than county responses (17 and 16 percentage points respectively). More than three-fourths (75.36%) of respondents reported they or a family member experienced at least one social challenge in the past year. The most common challenges faced were lack of a livable wage (44.23%); lack of employment

Clinton County 2022 Community Health Assessment Community Survey Summary - Champlain (including Rouses Point) -

opportunities (26.92%); transportation (25.00%); access to healthy foods (21.15%); and lack of support for seniors (21.15%). More than 40% of respondents identified affordable housing as a top social concern in the community, while only 15% or their family members experienced issues related to affordable housing within the past year. More than 2 in 5 (42.03%) respondents identified lack of a livable wage as a top social concern in the community and 44% of respondents or a family member experienced it in the past year. See *Figure 5* for social challenges of concern in your community and *Figure 6* for social challenges experienced by residents.

Environmental Concerns

More than half of residents identified aging infrastructure (57.97%) or drinking water quality (55.07%) as top environmental concerns in the community, while 43.48% identified stream, river or lake quality and 31.88% identified agricultural runoff. Champlain (including Rouses Point) residents were less likely to select climate change (21.74%) and school safety (23.19%) than county residents (32.78% and 33.33% respectively). See *Figure 7* for environmental concerns among respondents from Champlain (including Rouses Point).

Self-Perceived Physical and Mental Health

The majority of respondents self-reported their physical health as average (46.38%) or good (26.09%). Over 10% reported their physical health as excellent and 17.39% reported their physical health as poor or extremely poor (about 7 percentage points higher than county respondents). A similar pattern in responses was seen for self-reported mental health with 88.41% of respondents reporting their mental health as average, good or excellent; 11.59% of respondents reported their mental health as poor, and zero respondents reported their mental health as extremely poor. See *Figure 9* for the self-perceived physical health and *Figure 10* for the self-perceived mental health among respondents from Champlain (including Rouses Point).

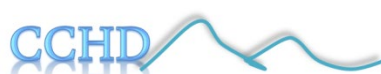
Learn More

A full report for all Clinton County respondents, including methodology, considerations/limitations and conclusions, can be found included in the 2022-2024 Clinton County Community Health Assessment at http://www.clintonhealth.org/pdf%20files/CHA_CHIP.pdf.

Clinton County 2022 Community Health Assessment Community Survey Summary
- Champlain (including Rouses Point) -

Tables & Figures

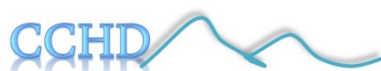
Table 1. 2022 Clinton County Community Health Assessment Community Survey, Demographics of Respondents			
Demographic		Champlain/ Rouses Point % (#)	Clinton County % (#)
Gender (n=69)/(n=1,081)*	Female	76.81% (53)	76.04% (822)
	Male	20.29% (14)	19.15% (207)
	Non-Binary	1.45% (1)	0.46% (5)
	Other	1.45% (1)	0.74% (8)
	*Note: Of all 69 Champlain (including Rouses Point) respondents, 0.00% (0) declined to answer. Of all Clinton County respondents, 3.61% (39) declined to answer.		
Age (n=69)/(n=1081)	17 years and younger	0.00% (0)	0.37% (4)
	18-24 years	1.45% (1)	4.07% (44)
	25-44 years	26.09% (18)	35.43% (383)
	45-64 years	31.88% (22)	35.25% (381)
	65-79 years	24.64% (17)	17.95% (194)
	80 years and older	15.94% (11)	6.94% (75)
Primary language spoken in household (n=69)/(n=1081)	English	100.00% (69)	99.54% (1076)
	Chinese	0.00% (0)	0.09% (1)
	French	0.00% (0)	0.00% (0)
	Haitian-Creole	0.00% (0)	0.00% (0)
	Italian	0.00% (0)	0.09% (1)
	Korean	0.00% (0)	0.00% (0)
	Polish	0.00% (0)	0.09% (1)
	Russian	0.00% (0)	0.00% (0)
	Spanish	0.00% (0)	0.00% (0)
	Other	0.00% (0)	0.19% (2)
Race/ethnicity (n = 69)/(n=1081)*	American Indian	1.45% (1)	1.39% (15)
	Asian or Pacific Islander	0.00% (0)	0.74% (8)
	Black or African American	1.45% (1)	1.20% (13)
	Hispanic, Latino or Spanish origin	0.00% (0)	1.67% (18)
	White	94.20% (65)	91.86% (993)
	Other	0.00% (0)	0.56% (6)
	*Note: Of all 69 Champlain (including Rouses Point) respondents, 2.90% (2) declined to answer. Of all 1081 Clinton County respondents, 5.27% (57) declined to answer. For this question respondents were asked to select all that apply; therefore, responses will not total 100%.		




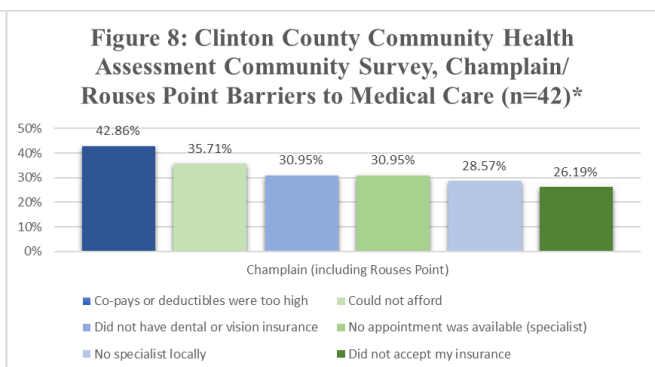
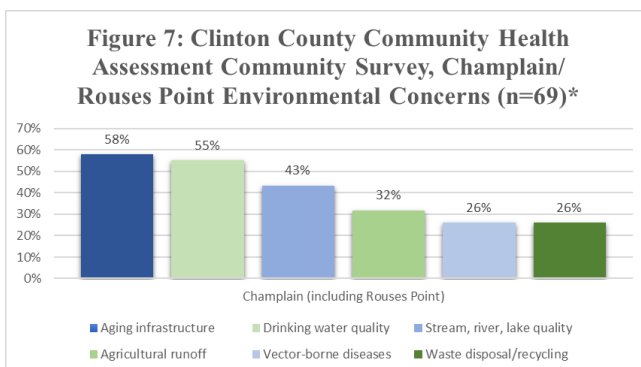
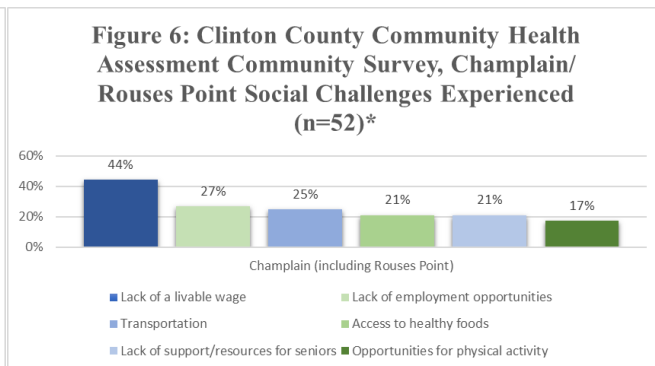
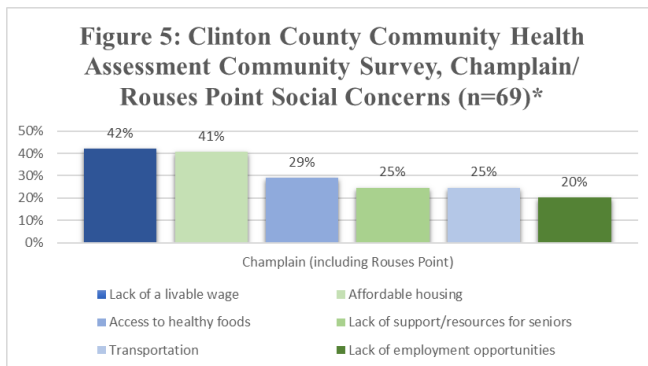
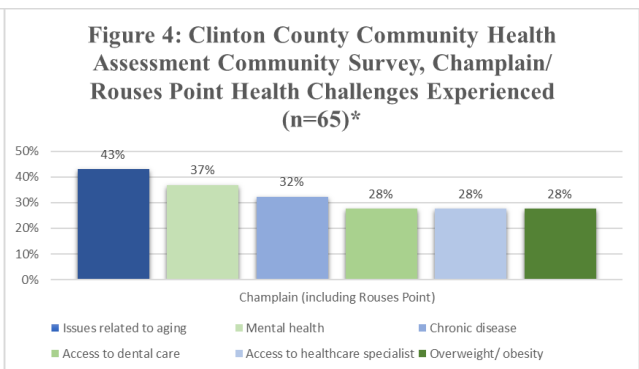
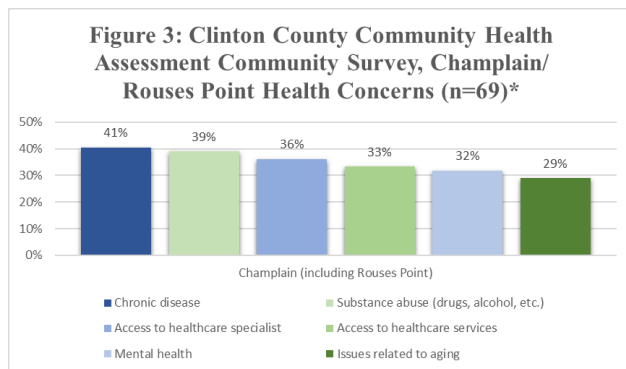
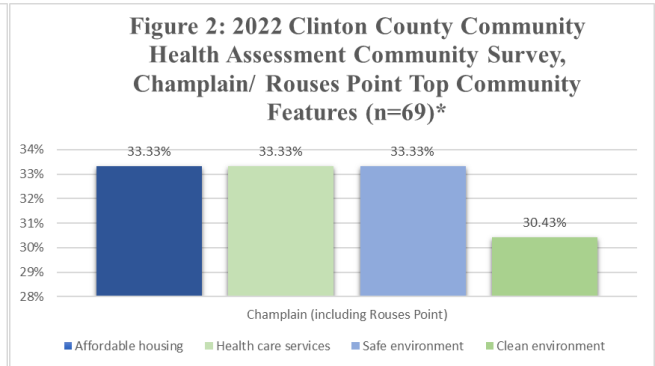
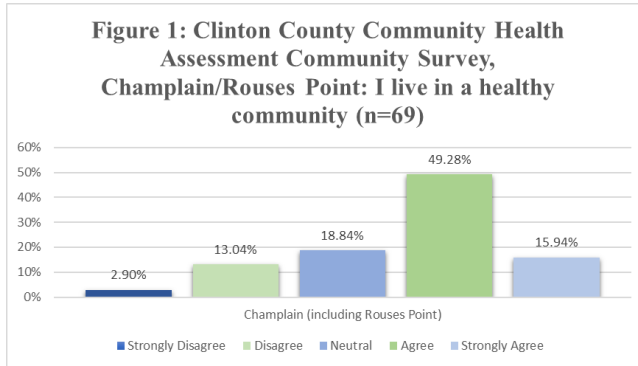
Clinton County 2022 Community Health Assessment Community Survey Summary
 - Champlain (including Rouses Point) -

Table 1 Continued. 2022 Clinton County Community Health Assessment Community Survey, Demographics of Respondents

Demographic		Champlain/ Rouses Point % (#)	Clinton County % (#)
Highest level of education (n=69)/(n=1081)	Some high school (did not finish)	1.45% (1)	3.89% (42)
	High school diploma or GED	20.29% (14)	15.26% (165)
	Technical or trade school certificate	4.35% (3)	3.24% (35)
	Some college	15.94% (11)	13.78% (149)
	Associate's degree	10.14% (7)	10.82% (117)
	Bachelor's degree	37.68% (26)	26.46% (286)
	Graduate degree	10.14% (7)	25.44% (275)
	Other	0.00% (0)	1.11% (12)
Household annual income (n=69)/(n=1081)*	Less than \$10,000	10.14% (7)	4.16% (45)
	\$10,000 - \$24,999	10.14% (7)	10.36% (112)
	\$25,000 - \$49,999	21.74% (15)	16.10% (174)
	\$50,000 - \$99,999	28.99% (20)	29.51% (319)
	\$100,000 - \$149,999	8.70% (6)	16.93% (183)
	\$150,000 or more	5.80% (4)	9.90% (107)
	*Note: Of all 69 Champlain (including Rouses Point) respondents, 14.49% (10) declined to answer. Of all 1081 Clinton County respondents, 13.04% (141) declined to answer.		
Primary Employment Status (n = 69)/(n=1081)	Full-time	46.38% (32)	54.12% (585)
	Part-time	4.35% (3)	7.86% (85)
	Armed forces	0.00% (0)	0.09% (1)
	Disabled	10.14% (7)	4.72% (51)
	Homemaker	0.00% (0)	3.52% (38)
	Retired	34.78% (24)	22.76% (246)
	Student	0.00% (0)	1.94% (21)
	Unemployed	1.45% (1)	2.22% (24)
	Other	2.90% (2)	2.78% (30)
Primary Care Provider (n = 69)/(n=1081)	Yes	89.86% (62)	90.47% (978)
	No	10.14% (7)	9.53% (103)



Clinton County 2022 Community Health Assessment Community Survey Summary - Champlain (including Rouses Point) -



Clinton County 2022 Community Health Assessment Community Survey Summary - Champlain (including Rouses Point) -

Figure 9: Clinton County Community Health Assessment Community Survey, Champlain Physical Health Status (n=69)

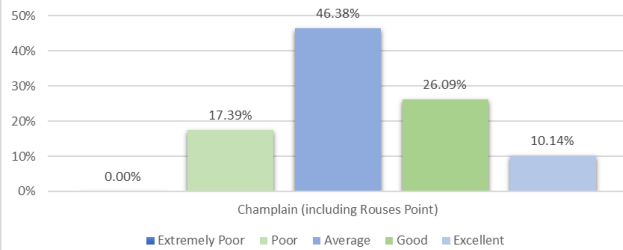


Figure 10: Clinton County Community Health Assessment Community Survey, Champlain/Rouses Point Mental Health Status (n=69)

