



Clinton County Health Department

133 Margaret Street, Plattsburgh, New York 12901-2926

“Working Together for a Healthier Community”

www.clintonhealth.org



Public Health
Prevent. Promote. Protect.

Health Planning & Promotion Division

Phone: (518) 565-4993

Fax: (518) 565-4472

June 30, 2023

Dear Community Partner,

In early 2022, we asked municipalities for assistance in reaching community members for the **2022 Community Health Assessment Resident Survey**. The survey asked residents to share their thoughts and opinions about their health experiences and concerns. Results from the survey were used to develop the [2022-2024 Community Health Assessment](#).

CCHD has developed an individualized report and infographic of responses from residents who indicated they reside within your municipality comparing their responses to those from across the county. Please feel free to share this report and its data.

After reviewing your report, please visit www.surveymonkey.com/r/CCHDMunicipalReportSurvey and complete a short survey. Your feedback will help us ensure we are providing you with information you find useful. Please share the survey link with all staff within your municipality who have the opportunity to review your report.

We thank you for supporting collaborative health planning in our region. Please reach out with any questions.

Sincerely,

Molly Flynn
Principal Public Health Educator
Clinton County Health Department
Molly.Flynn@clintoncountygov.com



“Persons who have any physical mobility or other needs, call the telephone number above to arrange for accommodations”

2022 Community Health Assessment

Resident Survey Key Findings—Town of Black Brook*



As part of the **2022-2024** Community Health Assessment process, the Clinton County Health Department asked county residents for their opinions on health, social and environmental issues in the community. To learn more about the survey and compare your township's data to county level findings, please visit <https://bit.ly/3JobieC>.

1 in 3 feel their physical health is **good or excellent**.




More than **half** feel **vector-borne diseases** are an environmental challenge in the community.



50% reported **issues related to aging** as a top health issue for themselves or their family.



Almost **half** feel their **mental health** is **good or excellent**.



60% of respondents feel **lack of employment opportunities** is a social challenge in the community.



Two top responses for **environmental challenges** in the community were:



aging infrastructure

and



school safety



Almost **half** of respondents feel **chronic disease** is a top health issue in the community.


60%

of respondents **agree or strongly agree** that they live in a **healthy community**.



Top ranked features of a healthy community:

- Good schools
- Clean environment
- Economic opportunities
- Health care services
- Affordable housing



80%

of respondents faced at least 1 **barrier** to receiving **medical care in the past year**.



38%

Almost **2 in 5** respondents identified lack of a **livable wage** as a top social issue for themselves or their family.

*During survey fielding, a concentrated effort was made to reach a representative sample of residents, mirroring census population data, from each of the townships in Clinton County. The above results are based on **15** respondents who indicated they reside in **Black Brook**.

Introduction

In the spring of 2022 the Clinton County Health Department (CCHD) surveyed Clinton County residents to provide perspective about community health. Residents were asked to identify features of a strong, vibrant, healthy community; for their opinions on health, social and environmental challenges in the community; to identify health and social challenges and any barriers to medical care experienced by themselves or a family member within the past year; and, for demographic information about individual respondents and their households. The summary below outlines what respondents who indicated they reside in the Town of Black Brook identified as features, challenges or barriers and highlights how they compare to the responses of all Clinton County respondents.

Findings

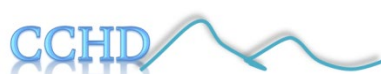
A total of 1,081 responses were received from Clinton County residents. Fifteen (15) of the respondents indicated they reside in the Town of Black Brook.

Demographics of Survey Respondents

The overall demographics of survey respondents who reside in the Town of Black Brook varied slightly from those of Clinton County respondents overall. Almost three-quarters of survey respondents (73.33%) identified as female, while only 20.00% identified as male (6.67% of respondents chose not to answer this question). In regards to age, the majority of respondents were ages 45-64 (53.33%), followed by ages 65-79 (26.67%), and ages 24-44 (20.00%). There were no responses from individuals age 17 and younger, 18-24 years, or 80 years and over. All respondents indicated that the primary language spoken in their household was English. Ninety-three percent of respondents reported their race/ethnicity as white, while one respondent (6.67%) chose not to answer. The highest level of education completed by survey respondents was diverse; 26.67% obtained a high school diploma or GED; 46.67% completed some college or obtained a technical or trade school certificate, or an Associate's degree; and 26.67% obtained a Master's degree or higher. The household annual income reported by respondents also varied; no respondents reported a household annual income of less than \$24,999; 13.33% reported \$25,000-\$49,000; 53.33% reported \$50,000-\$99,999; and 13.33% reported \$100,000 or more. The majority of respondents are employed full-time (60.00%) or retired (13.33%). When asked if they had a primary care provider (PCP), 20.00% of respondents indicated they were not being followed by a PCP, more than 10 percentage points higher than Clinton County respondents. The breakdown for all respondents' responses to demographic questions can be found in *Table 1*.

Definition of a Healthy Community

When asked whether they believed they live in a healthy community, 60.00% of respondents agreed or strongly agreed that they live in a healthy community. Only 6.67% disagreed or strongly disagreed with this statement and one-third (33.33%) of respondents felt neutral toward this statement. Respondents were then asked to identify features of a strong, vibrant, healthy community. The top features reported by



Clinton County 2022 Community Health Assessment Community Survey Summary - Town of Black Brook -

residents were good schools (60.00%); a clean environment (33.33%); economic opportunities (33.33%); health care services (33.33%); affordable housing (26.67%); and livable wages (26.67%). The features Black Brook respondents ranked lowest were diverse populations (0.00%); senior housing (0.00%); senior services (0.00%); and walkable and bike friendly communities (0.00%). When compared to county responses, Black Brook residents were more likely to select good schools (35 percentage points) and economic opportunities (15 percentage points) as top features. See *Figure 1* for perceptions of living in a healthy community by residents and *Figure 2* for the top features of a strong, vibrant, healthy community.

Health Challenges of Concern and Experienced

Black Brook residents identified chronic disease (46.67%); overweight/obesity (46.67%); vector-borne diseases (46.67%); mental health (40.00%); access to mental health services (33.33%); and substance abuse (33.33%) as the top health related challenges of concern in the community. More than 93% of respondents reported that they or a family member experienced one or more health challenge in the past year. The top challenges reported were issues related to aging (50.00%); chronic disease (35.71%); overweight/obesity (35.71%); vector-borne diseases (35.71%); and mental health (28.57%).

Half of respondents reported they or a family member had experienced issues related to aging, while only about 27% identified it as a health challenge in the community. Similarly, one-third of respondents identified substance abuse as a challenge in the community, though no respondents reported they or a family member experienced substance abuse within the past year. More than 46% of respondents identified vector-borne disease as a health challenge in the community (almost 40 percentage points higher than all Clinton County respondents) and more than 35% of respondents or a family member experienced a vector-borne disease within the past year (30 percentage points higher than all Clinton County respondents). Furthermore, 20% of respondents identified access to health care services as a top health challenge in the community, while zero reported they or a family member had trouble accessing health care services in the past year. However, over 80% of respondents reported that they or a family member experienced at least one barrier to receiving medical care in the past year. The most reported barriers included; co-pays or deductibles were too high (33.33%), could not leave work or school (33.33%), could not afford (25.00%), did not have childcare (25.00%), and no specialist appointment was available (25.00%). See *Figure 3* for health challenges identified in your community, *Figure 4* for health challenges experienced by residents, and *Figure 8* for barriers to receiving medical care.

Social Challenges of Concern and Experienced

Town of Black Brook residents identified lack of employment opportunities (60.00%), lack access to healthy foods (46.67%), lack of a livable wage (46.67%), crime/vandalism (40.00%), and affordable housing (33.33%) as the top five social challenges in the community. More than 4 in 5 (86.67%) respondents reported they or a family member experienced at least one social challenge in the past year. The top social challenges reported were lack of a livable wage (38.46%), lack of employment opportunities (30.77%), affordable housing (23.08%), and access to healthy foods (15.38%). Three-fifths (60.00%) respondents identified lack of employment opportunities as a top social concern in the community, while nearly one third (30.77%) respondents indicated they or a family member experienced lack of employment

Clinton County 2022 Community Health Assessment Community Survey Summary - Town of Black Brook -

opportunities within the past year. Forty percent of respondents identified crime/vandalism as a top social issue in the community while only 7.69% reported that they or a family member experienced it in the past year. See *Figure 5* for social challenges of concern in your community and *Figure 6* for social challenges experienced by residents.

Environmental Concerns

More than half (53.33%) of respondents identified vector-borne disease as a top environmental concern in the community. Almost half of respondents (46.67%) identified aging infrastructure or school safety as top environmental concerns. Black Brook residents were less likely to select aging infrastructure (46.67%) and more likely to select vector-borne disease (53.33%) than county respondents (61.11% and 25.65% respectively). See *Figure 7* for environmental concerns among respondents from the Town of Black Brook.

Self- Perceived Physical and Mental Health

All Black Brook respondents self-reported their physical health as average (66.67%) or good (33.33%). No respondents reported their physical health as poor, extremely poor or excellent. A similar pattern in responses was seen for self-reported mental health as 93.33% of respondents reporting their mental health as average, good or excellent, 6.67% reported their mental health as poor, and no respondents reported their mental health as extremely poor. See *Figure 9* for the self-perceived physical health and *Figure 10* for the self-perceived mental health among respondents from the Town of Black Brook.

Learn More

A full report for all Clinton County respondents, including methodology, considerations/limitations and conclusions, can be found included in the 2022-2024 Clinton County Community Health Assessment at http://www.clintonhealth.org/pdf%20files/CHA_CHIP.pdf.

Clinton County 2022 Community Health Assessment Community Survey Summary
- Town of Black Brook -

Tables & Figures

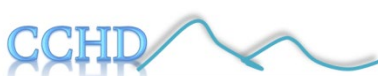
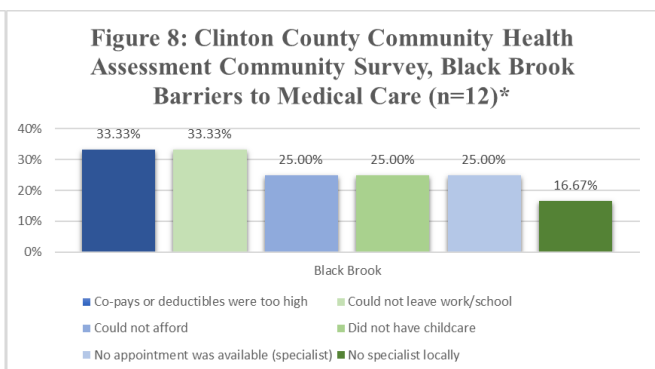
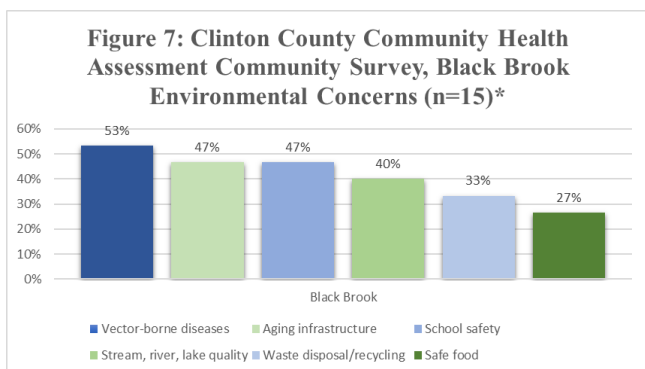
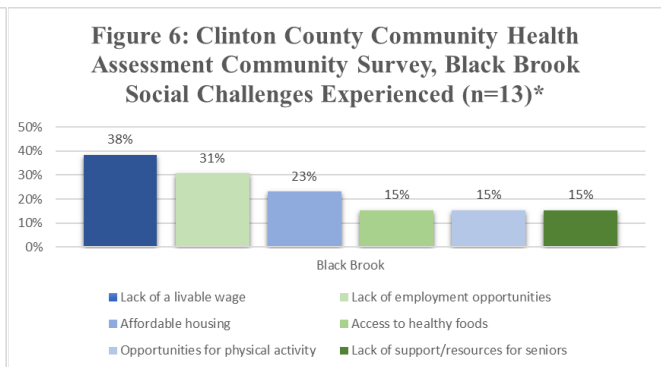
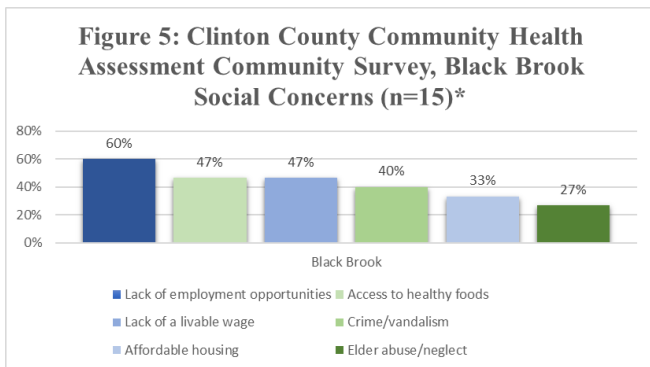
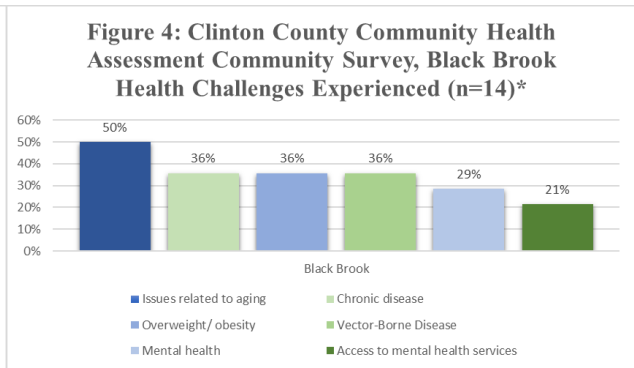
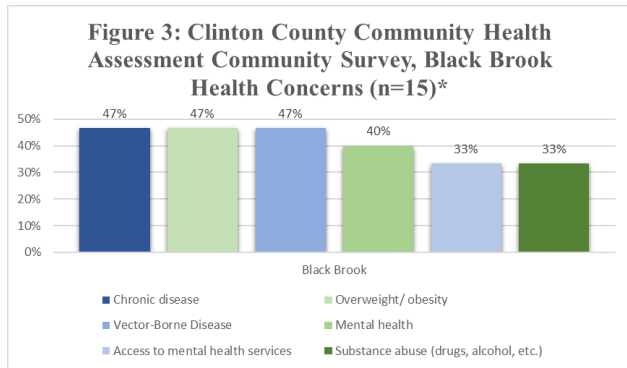
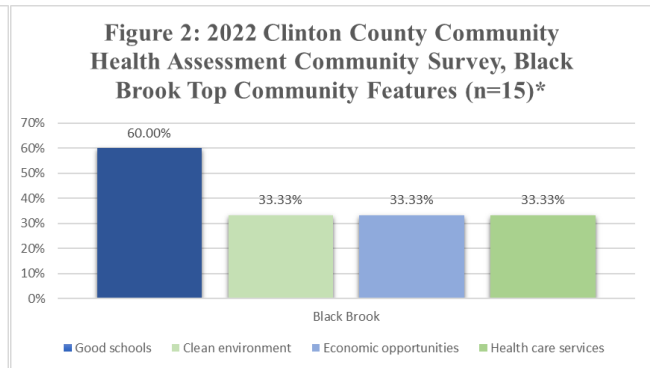
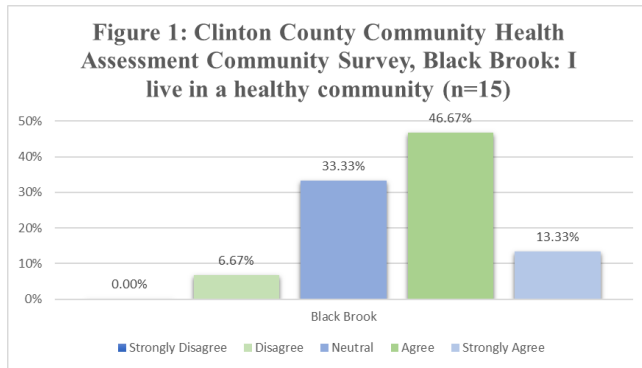
Table 1. 2022 Clinton County Community Health Assessment Community Survey, Demographics of Respondents			
Demographic		Black Brook % (#)	Clinton County % (#)
Gender (n=15)/(n=1,081)*	Female	73.33% (11)	76.04% (822)
	Male	20.00% (3)	19.15% (207)
	Non-Binary	0.00% (0)	0.46% (5)
	Other	0.00% (0)	0.74% (8)
	*Note: Of all 15 Black Brook respondents, 6.67% (1) declined to answer. Of all Clinton County respondents, 3.61% (39) declined to answer.		
Age (n=15)/(n=1081)	17 years and younger	0.00% (0)	0.37% (4)
	18-24 years	0.00% (0)	4.07% (44)
	25-44 years	20.00% (3)	35.43% (383)
	45-64 years	53.33% (8)	35.25% (381)
	65-79 years	26.67% (4)	17.95% (194)
	80 years and older	0.00% (0)	6.94% (75)
Primary language spoken in household (n=15)/(n=1081)	English	100.00% (15)	99.54% (1076)
	Chinese	0.00% (0)	0.09% (1)
	French	0.00% (0)	0.00% (0)
	Haitian-Creole	0.00% (0)	0.00% (0)
	Italian	0.00% (0)	0.09% (1)
	Korean	0.00% (0)	0.00% (0)
	Polish	0.00% (0)	0.09% (1)
	Russian	0.00% (0)	0.00% (0)
	Spanish	0.00% (0)	0.00% (0)
	Other	0.00% (0)	0.19% (2)
Race/ethnicity (n = 15)/(n=1081)*	American Indian	0.00% (0)	1.39% (15)
	Asian or Pacific Islander	0.00% (0)	0.74% (8)
	Black or African American	0.00% (0)	1.20% (13)
	Hispanic, Latino or Spanish origin	0.00% (0)	1.67% (18)
	White	93.33% (14)	91.86% (993)
	Other	0.00% (0)	0.56% (6)
	*Note: Of all 15 Black Brook respondents, 6.67% (1) declined to answer. Of all 1081 Clinton County respondents, 5.27% (57) declined to answer. For this question respondents were asked to select all that apply; therefore, responses will not total 100%.		

Clinton County 2022 Community Health Assessment Community Survey Summary
 - Town of Black Brook -

Table 1 Continued. 2022 Clinton County Community Health Assessment Community Survey, Demographics of Respondents

Demographic		Black Brook % (#)	Clinton County % (#)
Highest level of education (n=15)/(n=1081)	Some high school (did not finish)	0.00% (0)	3.89% (42)
	High school diploma or GED	26.67% (4)	15.26% (165)
	Technical or trade school certificate	6.67% (1)	3.24% (35)
	Some college	13.33% (2)	13.78% (149)
	Associate's degree	26.67% (4)	10.82% (117)
	Bachelor's degree	0.00% (0)	26.46% (286)
	Graduate degree	26.67% (4)	25.44% (275)
	Other	0.00% (0)	1.11% (12)
Household annual income (n=15)/(n=1081)*	Less than \$10,000	0.00% (0)	4.16% (45)
	\$10,000 - \$24,999	0.00% (0)	10.36% (112)
	\$25,000 - \$49,999	13.33% (2)	16.10% (174)
	\$50,000 - \$99,999	53.33% (8)	29.51% (319)
	\$100,000 - \$149,999	13.33% (2)	16.93% (183)
	\$150,000 or more	0.00% (0)	9.90% (107)
	<i>*Note: Of all 15 Black Brook respondents, 20.00% (3) declined to answer. Of all 1081 Clinton County respondents, 13.04% (141) declined to answer.</i>		
Primary Employment Status (n=15)/(n=1081)	Full-time	60.00% (9)	54.12% (585)
	Part-time	6.67% (1)	7.86% (85)
	Armed forces	0.00% (0)	0.09% (1)
	Disabled	0.00% (0)	4.72% (51)
	Homemaker	6.67% (1)	3.52% (38)
	Retired	13.33% (2)	22.76% (246)
	Student	0.00% (0)	1.94% (21)
	Unemployed	6.67% (1)	2.22% (24)
	Other	6.67% (1)	2.78% (30)
Primary Care Provider (n=15)/(n=1081)	Yes	80.00% (12)	90.47% (978)
	No	20.00% (3)	9.53% (103)

Clinton County 2022 Community Health Assessment Community Survey Summary - Town of Black Brook -



Clinton County 2022 Community Health Assessment Community Survey Summary - Town of Black Brook -

Figure 9: Clinton County Community Health Assessment Community Survey, Black Brook Physical Health Status (n=15)

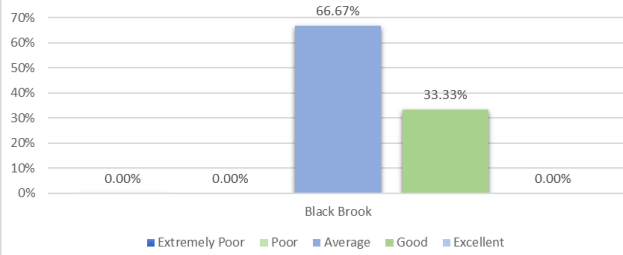


Figure 10: Clinton County Community Health Assessment Community Survey, Black Brook Mental Health Status (n=15)

