



Clinton County Health Department

133 Margaret Street, Plattsburgh, New York 12901-2926

“Working Together for a Healthier Community”

www.clintonhealth.org



Public Health
Prevent. Promote. Protect.

Health Planning & Promotion Division

Phone: (518) 565-4993

Fax: (518) 565-4472

June 30, 2023

Dear Community Partner,

In early 2022, we asked municipalities for assistance in reaching community members for the **2022 Community Health Assessment Resident Survey**. The survey asked residents to share their thoughts and opinions about their health experiences and concerns. Results from the survey were used to develop the [2022-2024 Community Health Assessment](#).

CCHD has developed an individualized report and infographic of responses from residents who indicated they reside within your municipality comparing their responses to those from across the county. Please feel free to share this report and its data.

After reviewing your report, please visit www.surveymonkey.com/r/CCHDMunicipalReportSurvey and complete a short survey. Your feedback will help us ensure we are providing you with information you find useful. Please share the survey link with all staff within your municipality who have the opportunity to review your report.

We thank you for supporting collaborative health planning in our region. Please reach out with any questions.

Sincerely,

Molly Flynn
Principal Public Health Educator
Clinton County Health Department
Molly.Flynn@clintoncountygov.com



“Persons who have any physical mobility or other needs, call the telephone number above to arrange for accommodations”

2022 Community Health Assessment

Resident Survey Key Findings—Town of AuSable*



As part of the **2022-2024** Community Health Assessment process, the Clinton County Health Department asked county residents for their opinions on health, social and environmental issues in the community. To learn more about the survey and compare your township's data to county level findings, please visit <https://bit.ly/3JobieC>.

3 in 5 feel their physical health is **good or excellent**.




1 in 3 feel **access to healthy food** is a social challenge in the community.



42% reported being **overweight or obese**.



More than **half** feel their **mental health** is **good or excellent**.



46% of respondents feel **affordable housing** is a social challenge in the community.



The **top two** responses for **environmental challenges** in the community were:



aging infrastructure

and



stream, river, lake quality



Almost **half** of respondents feel **substance abuse** is a top health issue in the community.


41%

of respondents **agree or strongly agree that they live in a healthy community**.

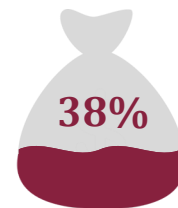


Top ranked features of a healthy community:

- Clean environment
- Livable wages
- Safe environment
- Drug & alcohol free community
- Health care services



3 out of every 5 respondents faced at least **1 barrier** to receiving **medical care in the past year**.



More than **one third** of respondents identified lack of a **livable wage** as a top social issue for themselves or their family.

*During survey fielding, a concentrated effort was made to reach a representative sample of residents, mirroring census population data, from each of the townships in Clinton County. The above results are based on **37** respondents who indicated they reside in **AuSable**.

Introduction

In the spring of 2022 the Clinton County Health Department (CCHD) surveyed Clinton County residents to provide perspective about community health. Residents were asked to identify features of a strong, vibrant, healthy community; for their opinions on health, social and environmental challenges in the community; to identify health and social challenges and any barriers to medical care experienced by themselves or a family member within the past year; and, for demographic information about individual respondents and their households. The summary below outlines what respondents who indicated they reside in the Town of AuSable identified as features, challenges or barriers and highlights how they compare to the responses of all Clinton County respondents.

Findings

A total of 1,081 responses were received from Clinton County residents. Thirty-seven (37) of the respondents indicated they reside in the Town of AuSable.

Demographics of Survey Respondents

The overall demographics of survey respondents who reside in the Town of AuSable varied only slightly from those of Clinton County respondents overall. Two-thirds of survey respondents (67.57%) identified as female and 24.32% of respondents identified as male (8.11% of respondents chose not to answer this question). In regards to age, the majority of respondents were ages 25-44 (43.24%), followed by ages 45-64 (40.54%), ages 65-79 (13.51%), and ages 18-24 (2.70%). There were no responses from individuals age 17 and younger or age 80 and older. All respondents indicated that the primary language spoken in their household was English. Ninety-five percent of respondents reported their race/ethnicity as white, while two respondents (5.41%) chose not to answer this question. The highest level of education completed by survey respondents was diverse; 2.70% completed some high school but did not finish; 21.62% obtained a high school diploma or GED; 27.03% completed some college; 18.92% obtained an Associate's degree; 10.81% a Bachelor's degree; and 18.92% a Master's degree or higher degree. The household annual income reported by respondents also varied; 5.40% reported a household annual income of less than \$24,999; 18.92% reported \$25,000-\$49,000; 37.84% reported \$50,000-\$99,999; and 27.02% reported \$100,000 or more (10.81% of respondents chose not to answer this question). The majority of respondents are employed full-time (64.86%), retired (10.81%), or employed part-time (8.11%), however 8.11% are unemployed (5percentage points higher than Clinton County respondents). When asked if they had a primary care provider (PCP), 89.19% indicated they were being followed by a PCP. The breakdown for all respondents' responses to demographic questions can be found in *Table 1*.

Definition of a Healthy Community

When asked whether they believed they live in a healthy community, 40.54% of respondents agreed or strongly agreed that they live in a healthy community. Only 13.51% disagreed or strongly disagreed with this statement and 45.95% of respondents felt neutral toward this statement. Respondents were then asked

Clinton County 2022 Community Health Assessment Community Survey Summary - Town of AuSable -

to identify features of a strong, vibrant, healthy community. The top features reported by residents were a clean environment (43.24%); livable wages (43.24%); a safe environment (35.14%); drug and alcohol free communities (32.43%); and health care services (29.73%). The features ranked lowest by AuSable residents were equality (0.00%); senior housing (2.70%); transportation (2.70%); diverse populations (5.41%); senior services (5.41%); and walkable and bike friendly communities (5.41%). When compared to county responses, AuSable residents were more likely to select livable wages (15 percentage points) and less likely to select drug and alcohol free communities (13 percentage points) as top features. See *Figure 1* for perceptions of living in a healthy community by residents and *Figure 2* for the top features of a strong, vibrant, healthy community.

Health Challenges of Concern and Experienced

AuSable residents identified mental health (45.95%); substance abuse (45.95%); access to health care specialist (40.54%); overweight/obesity (37.84%); and access to mental health services (29.73%) as the top health related challenges of concern in the community. More than 89% of respondents reported that they or a family member experienced one or more health challenge in the past year. The top challenges reported were overweight/obesity (42.42%); access to health care specialist (33.33%); chronic disease (33.33%); issues related to aging (27.27%); mental health (27.27%); and physical activity (27.27%).

Nearly half of respondents identified mental health as a health challenge in the community, while just over 24% of respondents reported it as a health challenge they or a family member experienced within the past year. Similarly, 40.54% of respondents identified access to a health care specialist as a challenge in the community, though just over a quarter of them reported they or a family member had trouble accessing a health care specialist within the past year. Additionally, almost 25% of respondents reported having an infectious disease or experiencing issues related to aging, while only 5.41% of respondents identified those as health challenges in the community. Furthermore, only 27% of respondents identified access to health care services as a top health challenge in the community, and just over 18% reported they or a family member had trouble accessing health care services in the past year. Yet, almost 60% of respondents reported they or a family member experienced at least one barrier to receiving medical care in the past year. The most reported barriers included: no specialist appointment was available (40.90%); there was no specialist locally (36.36%); no primary care appointment was available (22.72%); and could not afford (18.18%). See *Figure 3* for health challenges identified in your community, *Figure 4* for health challenges experienced by residents, and *Figure 8* for barriers to receiving medical care.

Social Challenges of Concern and Experienced

Town of AuSable residents identified the same top three social challenges in the community as all Clinton County residents surveyed, affordable housing (45.95%), lack of a livable wage (45.95%), and access to healthy foods (32.43%). The fourth-ranked social challenge in the community was identified as child abuse/neglect (27.03%), slightly higher than the county ranking. Almost 3 in 4 (70.27%) respondents reported that they or a family member experienced a social challenge in the past year. More than 2 in 5 (45.95%) respondents identified lack of a livable wage as a top social concern in the community, while more than half (53.85%) of respondents reported that they or a family member experienced lack of a

Clinton County 2022 Community Health Assessment Community Survey Summary - Town of AuSable -

livable wage within the past year (more than 20 percentage points higher than Clinton County respondents). Other social challenges experienced by AuSable residents or their family members in the past year included lack of employment opportunities (34.62%), opportunities for physical activity (30.77%), bullying (19.23%), and street safety (19.23%). See *Figure 5* for social challenges of concern in your community and *Figure 6* for social challenges experienced by residents.

Environmental Concerns

More than half (51.35%) of residents identified aging infrastructure as a top environmental concern in the community. Two-fifths of respondents (43.24%) identified stream, river, lake quality as a top environmental concern, while 37.84% identified school safety. AuSable residents were less likely to select climate change (13.51%) and air pollution (2.07%) than county residents (32.78% and 14.44% respectively). See *Figure 7* for environmental concerns among respondents from the Town of AuSable.

Self-Perceived Physical and Mental Health

The majority of respondents self-reported their physical health as good (45.95%) or average (32.43%). Only 8.11% reported their physical health as poor or extremely poor, while 13.51% reported their physical health as excellent. A similar pattern in responses was seen for self-reported mental health with 86.49% of respondents reporting their mental health as average, good or excellent; 13.51% of respondents reported their mental health as extremely poor, zero respondents reported their mental health as poor. See *Figure 9* for the self-perceived physical health and *Figure 10* for the self-perceived mental health among respondents from the Town of AuSable.

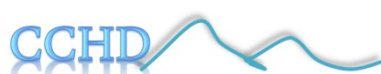
Learn More

A full report for all Clinton County respondents, including methodology, considerations/limitations and conclusions, can be found included in the 2022-2024 Clinton County Community Health Assessment at http://www.clintonhealth.org/pdf%20files/CHA_CHIP.pdf.

Clinton County 2022 Community Health Assessment Community Survey Summary
- Town of AuSable -

Tables & Figures

Table 1. 2022 Clinton County Community Health Assessment Community Survey, Demographics of Respondents			
Demographic		AuSable % (#)	Clinton County % (#)
Gender (n=37)/(n=1,081)*	Female	67.57% (25)	76.04% (822)
	Male	24.32% (9)	19.15% (207)
	Non-Binary	0.00% (0)	0.46% (5)
	Other	0.00% (0)	0.74% (8)
	*Note: Of all 37 AuSable respondents, 8.11% (3) declined to answer. Of all Clinton County respondents, 3.61% (39) declined to answer.		
Age (n=37)/(n=1081)	17 years and younger	0.00% (0)	0.37% (4)
	18-24 years	2.70% (1)	4.07% (44)
	25-44 years	43.24% (16)	35.43% (383)
	45-64 years	40.54% (15)	35.25% (381)
	65-79 years	13.51% (5)	17.95% (194)
	80 years and older	0.00% (0)	6.94% (75)
Primary language spoken in household (n=37)/(n=1081)	English	100.00% (37)	99.54% (1076)
	Chinese	0.00% (0)	0.09% (1)
	French	0.00% (0)	0.00% (0)
	Haitian-Creole	0.00% (0)	0.00% (0)
	Italian	0.00% (0)	0.09% (1)
	Korean	0.00% (0)	0.00% (0)
	Polish	0.00% (0)	0.09% (1)
	Russian	0.00% (0)	0.00% (0)
	Spanish	0.00% (0)	0.00% (0)
	Other	0.00% (0)	0.19% (2)
Race/ethnicity (n = 37)/(n=1081)*	American Indian	0.00% (0)	1.39% (15)
	Asian or Pacific Islander	0.00% (0)	0.74% (8)
	Black or African American	0.00% (0)	1.20% (13)
	Hispanic, Latino or Spanish origin	0.00% (0)	1.67% (18)
	White	94.59% (35)	91.86% (993)
	Other	0.00% (0)	0.56% (6)
	*Note: Of all 37 AuSable respondents, 5.41% (2) declined to answer. Of all 1081 Clinton County respondents, 5.27% (57) declined to answer. For this question respondents were asked to select all that apply; therefore, responses will not total 100%.		

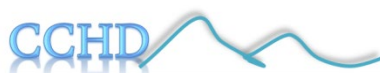
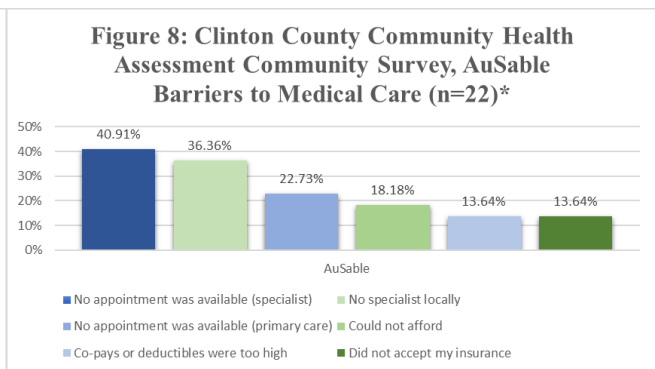
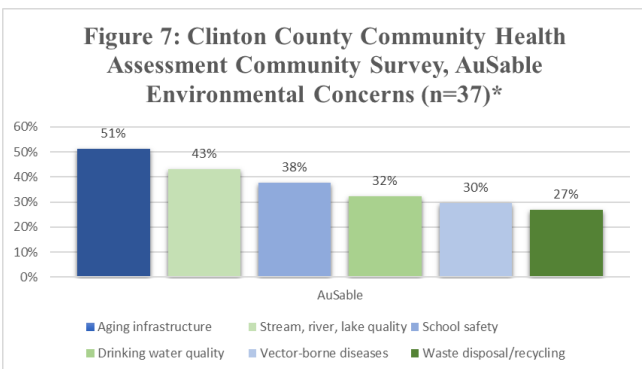
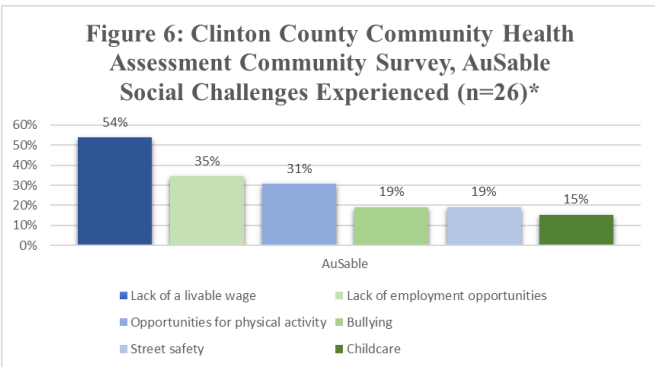
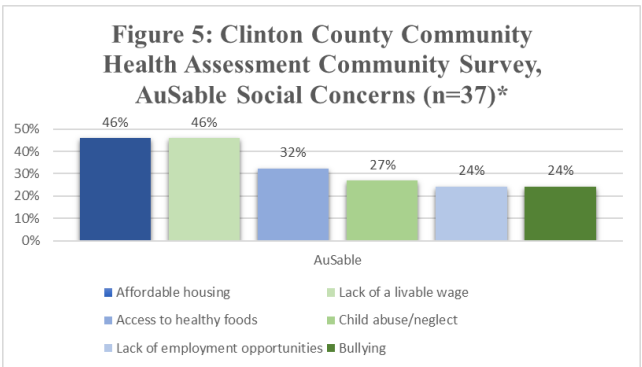
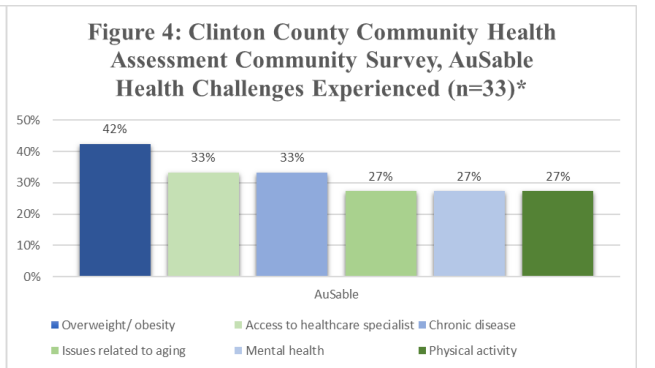
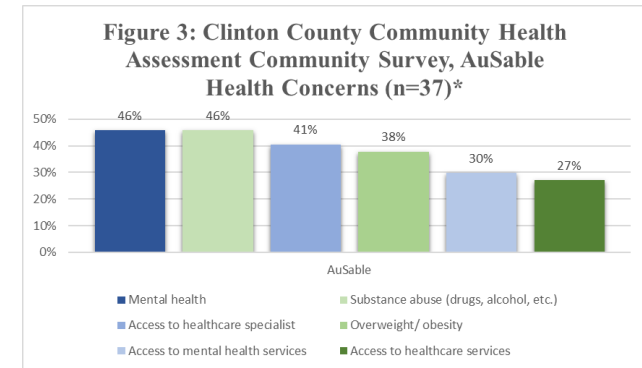
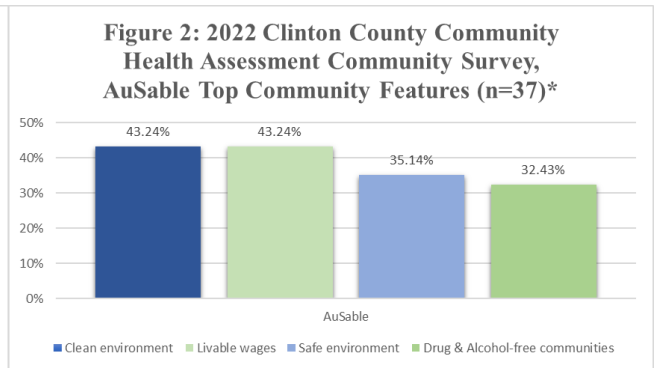
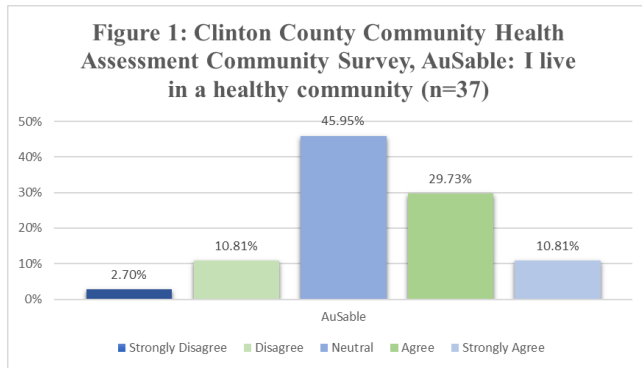


Clinton County 2022 Community Health Assessment Community Survey Summary
- Town of AuSable -

Table 1 Continued. 2022 Clinton County Community Health Assessment Community Survey, Demographics of Respondents

Demographic		AuSable % (#)	Clinton County % (#)
Highest level of education (n=37)/(n=1081)	Some high school (did not finish)	2.70% (1)	3.89% (42)
	High school diploma or GED	21.62% (8)	15.26% (165)
	Technical or trade school certificate	0.00% (0)	3.24% (35)
	Some college	27.03% (10)	13.78% (149)
	Associate's degree	18.92% (7)	10.82% (117)
	Bachelor's degree	10.81% (4)	26.46% (286)
	Graduate degree	18.92% (7)	25.44% (275)
	Other	0.00% (0)	1.11% (12)
Household annual income (n=37)/(n=1081)*	Less than \$10,000	2.70% (1)	4.16% (45)
	\$10,000 - \$24,999	2.70% (1)	10.36% (112)
	\$25,000 - \$49,999	18.92% (7)	16.10% (174)
	\$50,000 - \$99,999	37.84% (14)	29.51% (319)
	\$100,000 - \$149,999	13.51% (5)	16.93% (183)
	\$150,000 or more	13.51% (5)	9.90% (107)
	<i>*Note: Of all 37 AuSable respondents, 10.81% (4) declined to answer. Of all 1081 Clinton County respondents, 13.04% (141) declined to answer.</i>		
Primary Employment Status (n = 37)/(n = 1081)	Full-time	64.86% (24)	54.12% (585)
	Part-time	8.11% (3)	7.86% (85)
	Armed forces	2.70% (1)	0.09% (1)
	Disabled	0.00% (0)	4.72% (51)
	Homemaker	2.70% (1)	3.52% (38)
	Retired	10.81% (4)	22.76% (246)
	Student	0.00% (0)	1.94% (21)
	Unemployed	8.11% (3)	2.22% (24)
	Other	2.70% (1)	2.78% (30)
Primary Care Provider (n = 37)/(n=1081)	Yes	89.19% (33)	90.47% (978)
	No	10.81% (4)	9.53% (103)

Clinton County 2022 Community Health Assessment Community Survey Summary - Town of AuSable -



Clinton County 2022 Community Health Assessment Community Survey Summary - Town of AuSable -

Figure 9: Clinton County Community Health Assessment Community Survey, AuSable Physical Health Status (n=37)

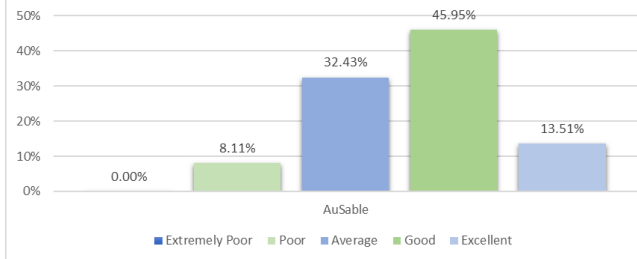


Figure 10: Clinton County Community Health Assessment Community Survey, AuSable Mental Health Status (n=37)

