



Clinton County Health Department

133 Margaret Street, Plattsburgh, New York 12901-2926

“Working Together for a Healthier Community”

www.clintonhealth.org



Public Health
Prevent. Promote. Protect.

Health Planning & Promotion Division

Phone: (518) 565-4993

Fax: (518) 565-4472

June 30, 2023

Dear Community Partner,

In early 2022, we asked municipalities for assistance in reaching community members for the **2022 Community Health Assessment Resident Survey**. The survey asked residents to share their thoughts and opinions about their health experiences and concerns. Results from the survey were used to develop the [2022-2024 Community Health Assessment](#).

CCHD has developed an individualized report and infographic of responses from residents who indicated they reside within your municipality comparing their responses to those from across the county. Please feel free to share this report and its data.

After reviewing your report, please visit www.surveymonkey.com/r/CCHDMunicipalReportSurvey and complete a short survey. Your feedback will help us ensure we are providing you with information you find useful. Please share the survey link with all staff within your municipality who have the opportunity to review your report.

We thank you for supporting collaborative health planning in our region. Please reach out with any questions.

Sincerely,

Molly Flynn
Principal Public Health Educator
Clinton County Health Department
Molly.Flynn@clintoncountygov.com



“Persons who have any physical mobility or other needs, call the telephone number above to arrange for accommodations”

2022 Community Health Assessment

Resident Survey Key Findings—Town of Altona*



As part of the 2022-2024 Community Health Assessment process, the Clinton County Health Department asked county residents for their opinions on health, social and environmental issues in the community. To learn more about the survey and compare your township's data to county level findings, please visit <https://bit.ly/3JobieC>.

2 in 5 feel their physical health is **good or excellent**.



25% of respondents do not have a **primary care provider**.



42% reported being **overweight or obese**.



More than **half** feel their **mental health** is **good or excellent**.



40% of respondents feel **affordable housing** is a social challenge in the community.



The **top two** responses for **environmental challenges** in the community were:

aging infrastructure



and

school safety



More than **half** of respondents feel **substance abuse** is a top health issue in the community.

41%

of respondents **agree or strongly agree** that they live in a **healthy community**.

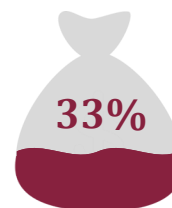


Top ranked features of a healthy community:

- Clean environment
- Livable wages
- Healthcare services
- Safe environment
- Drug & alcohol free community



More than **2 out of every 3** respondents faced at least 1 **barrier** to receiving **medical care in the past year**.



One third of respondents identified lack of a **livable wage** as a top social issue for themselves or their family.

*During survey fielding, a concentrated effort was made to reach a representative sample of residents, mirroring census population data, from each of the townships in Clinton County. The above results are based on 27 respondents who indicated they reside in Altona.

Introduction

In the spring of 2022 the Clinton County Health Department (CCHD) surveyed Clinton County residents to provide perspective about community health. Residents were asked to identify features of a strong, vibrant, healthy community; for their opinions on health, social and environmental challenges in the community; to identify health and social challenges and any barriers to medical care experienced by themselves or a family member within the past year; and, for demographic information about individual respondents and their households. The summary below outlines what respondents who indicated they reside in the Town of Altona identified as features, challenges or barriers and highlights how they compare to the responses of all Clinton County respondents.

Findings

A total of 1,081 responses were received from Clinton County residents. Twenty-seven (27) of the respondents indicated they reside in the Town of Altona.

Demographics of Survey Respondents

The overall demographics of survey respondents who reside in the Town of Altona varied only slightly from those of Clinton County respondents overall. Two-thirds of survey respondents (66.67%) identified as female and 29.63% of respondents identified as male (3.70% of respondents chose not to answer this question). In regards to age, the majority of respondents were ages 25-44 (51.85%), followed by ages 45-64 (25.93%), ages 65-79 (11.11%), 80 years and older (7.41%), and ages 18-24 (3.70%). There were no responses from individuals age 17 and younger. All respondents indicated that the primary language spoken in their household was English. Ninety-six percent of respondents reported their race/ethnicity as white, while one respondent (3.70%) identified as Black or African American. The highest level of education completed by survey respondents was diverse; 3.70% completed some high school but did not finish; 29.63% obtained a high school diploma or GED; and 18.51% completed some college or obtained a technical or trade school certificate, or an Associate's degree; 40.74% obtained a Bachelor's degree; and 7.41% obtained a Master's degree or higher. The household annual income reported by respondents also varied; 7.41% reported a household annual income of less than \$24,999; 22.22% reported \$25,000-\$49,000; 37.04% reported \$50,000-\$99,999; and 25.93% reported \$100,000 or more. The majority of respondents are employed full-time (59.26%), retired (18.52%), or employed part-time (11.11%). When asked if they had a primary care provider, the township with the greatest number of respondents without a primary care provider was Altona (25.93%). The breakdown for all respondents' responses to demographic questions can be found in *Table 1*.

Definition of a Healthy Community

When asked whether they believed they live in a healthy community, 40.74% of respondents agreed or strongly agreed that they live in a healthy community. Only 14.81% disagreed or strongly disagreed with this statement and 44.44% of respondents felt neutral toward this statement. Respondents were then asked

Clinton County 2022 Community Health Assessment Community Survey Summary - Town of Altona -

to identify features of a strong, vibrant, healthy community. The top features reported by residents were a clean environment (51.85%); livable wages (48.15%); health care services (37.04%); a safe environment (37.04%); and drug and alcohol free communities (29.63%). The features ranked the lowest by Altona respondents were walkable and bike friendly communities (3.70%); diverse populations (7.41%); good childcare (7.41%); transportation (7.41%); mental health services (11.11%); and senior housing (11.11%). When compared to county responses, Altona residents were more likely to select clean environment (15 percentage points) and more likely (20 percentage points) to select livable wages as top features. See *Figure 1* for perceptions of living in a healthy community by residents and *Figure 2* for the top features of a strong, vibrant, healthy community.

Health Challenges of Concern and Experienced

Altona respondents identified substance abuse (51.85%); access to health care services (44.44%); chronic disease (44.44%); mental health (40.74%); and cancer (37.04%) as the top health related challenges of concern in the community. More than 96% of respondents reported they or a family member experienced one or more health challenge in the past year. The top challenges experienced were overweight/obesity (42.31%); chronic disease (38.46%); immunization rates (30.77%); issues related to aging (30.77%); and access to health care services (26.92%).

More than half of respondents identified substance abuse as a health challenge in the community, while just less than 4% of respondents reported they or a family member experienced substance abuse within the past year. Similarly, 40.74% of respondents identified mental health as a challenge in the community, though less than one-quarter reported that they or a family member experienced mental health challenges within the past year. Additionally, almost 20% of respondents reported they or a family member had trouble accessing mental health services. One-quarter of respondents identified overweight/obesity as a health challenge in the community and over 40% of respondents or their family members experienced it in the past year. Furthermore, nearly 45% of respondents identified access to health care services as a top health challenge in the community, while just over 25% reported they or a family member had trouble accessing health care services in the past year. However, more than two-thirds of respondents reported they or a family member experienced a barrier to receiving medical care in the past year. The most reported barriers included: co-pays or deductibles were too high (55.56%), could not afford (38.89%), no specialist locally (38.89%), could not leave work/school (33.33%), and did not have vision or dental insurance (33.33%). See *Figure 3* for health challenges identified in your community, *Figure 4* for health challenges experienced by residents, and *Figure 8* for barriers to receiving medical care.

Social Challenges of Concern and Experienced

Town of Altona residents identified the same top three social challenges in the community as all Clinton County residents surveyed, affordable housing (40.74%), lack of a livable wage (40.74%), and access to healthy foods (33.33%). The fourth-ranked social challenge in the community was identified as crime/vandalism (29.63%), 10 percentage points higher than the county ranking. More than 3 in 4 (77.78%) respondents reported they or a family member experienced at least one social challenge in the past year. Nearly 2 in 5 (40.74%) respondents identified lack of a livable wage as a top social concern in the

Clinton County 2022 Community Health Assessment Community Survey Summary - Town of Altona -

community, while one-third (33%) respondents or a family member experienced lack of a livable wage within the past year. Nearly 1 in 5 (19.05%) respondents or their family member experienced each of the following social challenges in the past year: bullying, childcare, lack of employment opportunities, or opportunities for physical activity. See *Figure 5* for social challenges of concern in your community and *Figure 6* for social challenges experienced by residents.

Environmental Concerns

Almost three in five (57.69%) respondents identified aging infrastructure as a top environmental concern in the community. Half of respondents (50%) identified school safety as a top environmental concern, while 42.31% identified climate change. Altona residents were less likely to select drinking water quality (23.08%) and stream, river, lake quality (26.92%) than county residents (35.74% and 38.61% respectively). See *Figure 7* for environmental concerns among respondents from the Town of Altona.

Self- Perceived Physical and Mental Health

The majority of respondents self-reported their physical health as average (44.44%) or good (40.74%). Only 3.70% reported their physical health as poor or extremely poor and 3.70% reported their physical health as excellent. A similar pattern in responses was seen for self-reported mental health with 96.30% of respondents reporting their mental health as average, good or excellent; 3.70% of respondents reported their mental health as extremely poor, zero respondents reported their mental health as poor. See *Figure 9* for the self-perceived physical health and *Figure 10* for the self-perceived mental health among respondents from the Town of Altona.

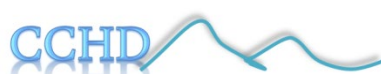
Learn More

A full report for all Clinton County respondents, including methodology, considerations/limitations and conclusions, can be found included in the 2022-2024 Clinton County Community Health Assessment at http://www.clintonhealth.org/pdf%20files/CHA_CHIP.pdf.

Clinton County 2022 Community Health Assessment Community Survey Summary
- Town of Altona -

Tables & Figures

| Table 1. 2022 Clinton County Community Health Assessment Community Survey, Demographics of Respondents | | | |
|---|--|-------------------------|---------------------------------|
| Demographic | | Altona % (#) | Clinton County % (#) |
| Gender (n=27)/(n=1,081)* | Female | 66.67% (18) | 76.04% (822) |
| | Male | 29.63% (8) | 19.15% (207) |
| | Non-Binary | 0.00% (0) | 0.46% (5) |
| | Other | 0.00% (0) | 0.74% (8) |
| | *Note: Of all 27 Altona respondents, 3.70% (1) declined to answer. Of all Clinton County respondents, 3.61% (39) declined to answer. | | |
| Age (n=27)/(n=1081) | 17 years and younger | 0.00% (0) | 0.37% (4) |
| | 18-24 years | 3.70% (1) | 4.07% (44) |
| | 25-44 years | 51.85% (14) | 35.43% (383) |
| | 45-64 years | 25.93% (7) | 35.25% (381) |
| | 65-79 years | 11.11% (3) | 17.95% (194) |
| | 80 years and older | 7.41% (2) | 6.94% (75) |
| Primary language spoken in household (n=27)/(n=1081) | English | 100.00% (27) | 99.54% (1076) |
| | Chinese | 0.00% (0) | 0.09% (1) |
| | French | 0.00% (0) | 0.00% (0) |
| | Haitian-Creole | 0.00% (0) | 0.00% (0) |
| | Italian | 0.00% (0) | 0.09% (1) |
| | Korean | 0.00% (0) | 0.00% (0) |
| | Polish | 0.00% (0) | 0.09% (1) |
| | Russian | 0.00% (0) | 0.00% (0) |
| | Spanish | 0.00% (0) | 0.00% (0) |
| | Other | 0.00% (0) | 0.19% (2) |
| Race/ethnicity (n = 27)/(n=1081)* | American Indian | 0.00% (0) | 1.39% (15) |
| | Asian or Pacific Islander | 0.00% (0) | 0.74% (8) |
| | Black or African American | 3.70% (1) | 1.20% (13) |
| | Hispanic, Latino or Spanish origin | 0.00% (0) | 1.67% (18) |
| | White | 96.30% (26) | 91.86% (993) |
| | Other | 0.00% (0) | 0.56% (6) |
| | *Note: Of all 27 Altona respondents, 3.70% (1) declined to answer. Of all 1081 Clinton County respondents, 5.27% (57) declined to answer. For this question respondents were asked to select all that apply; therefore, responses will not total 100%. | | |

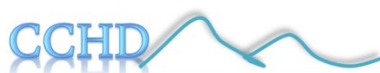
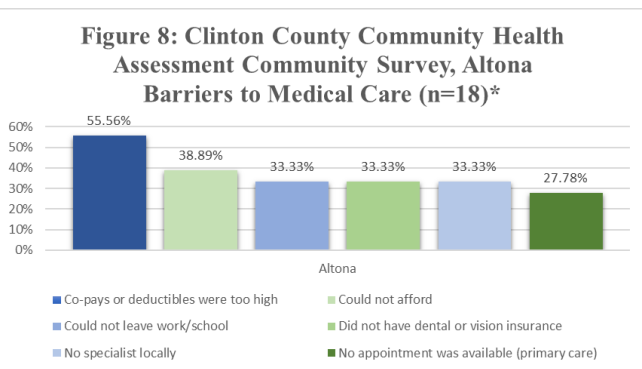
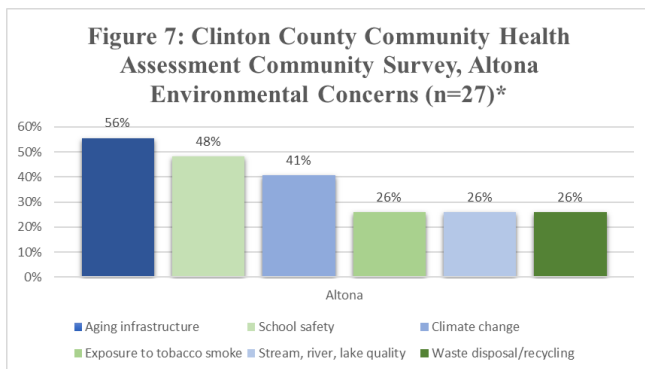
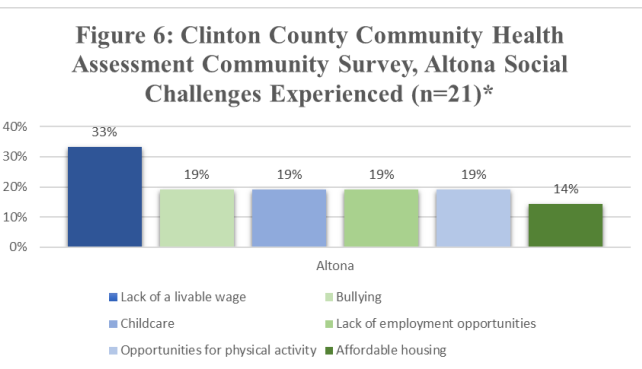
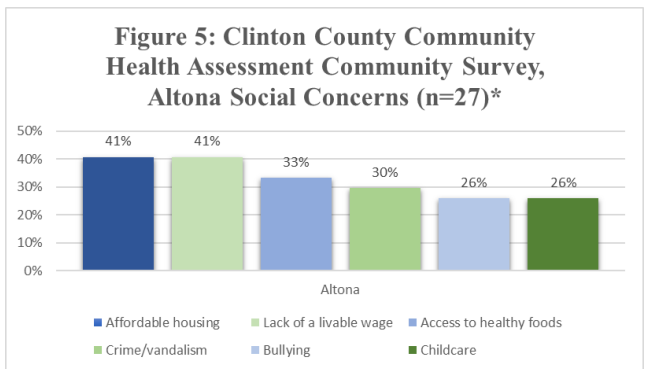
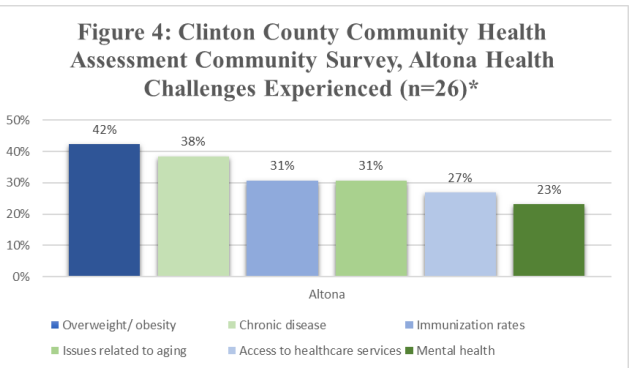
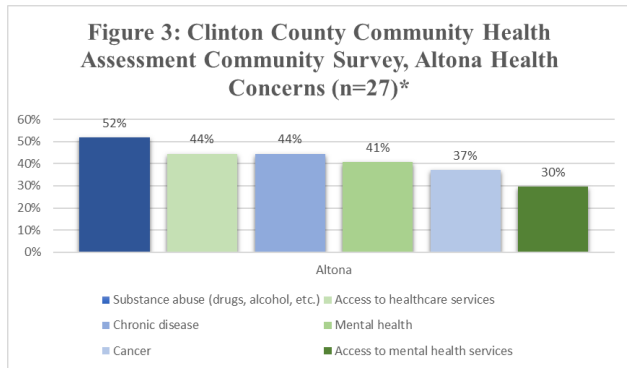
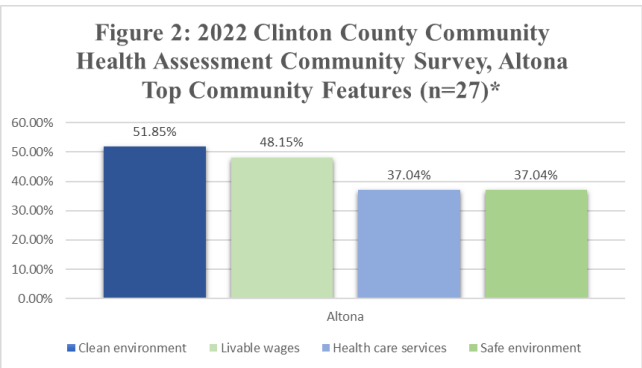
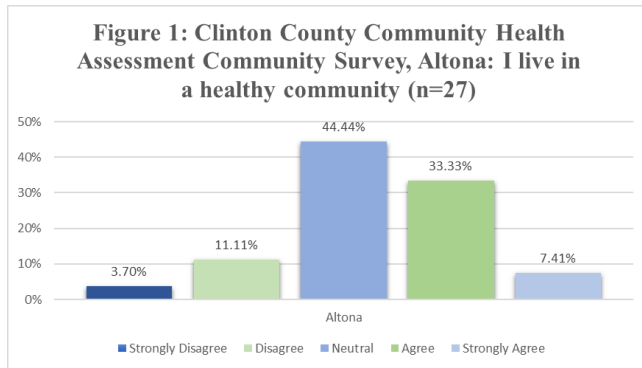


Clinton County 2022 Community Health Assessment Community Survey Summary
- Town of Altona -

Table 1 Continued. 2022 Clinton County Community Health Assessment Community Survey, Demographics of Respondents

| Demographic | | Altona % (#) | Clinton County % (#) |
|--|--|-----------------|-------------------------|
| Highest level of education (n=27)/(n=1081) | Some high school (did not finish) | 3.70% (1) | 3.89% (42) |
| | High school diploma or GED | 29.63% (8) | 15.26% (165) |
| | Technical or trade school certificate | 0.00% (0) | 3.24% (35) |
| | Some college | 14.81% (4) | 13.78% (149) |
| | Associate's degree | 3.70% (1) | 10.82% (117) |
| | Bachelor's degree | 40.74% (11) | 26.46% (286) |
| | Graduate degree | 7.41% (2) | 25.44% (275) |
| | Other | 0.00% (0) | 1.11% (12) |
| Household annual income (n=27)/(n=1081)* | Less than \$10,000 | 0.00% (0) | 4.16% (45) |
| | \$10,000 - \$24,999 | 7.41% (2) | 10.36% (112) |
| | \$25,000 - \$49,999 | 22.22% (6) | 16.10% (174) |
| | \$50,000 - \$99,999 | 37.04% (10) | 29.51% (319) |
| | \$100,000 - \$149,999 | 18.52% (5) | 16.93% (183) |
| | \$150,000 or more | 7.41% (2) | 9.90% (107) |
| | <i>*Note: Of all 27 Altona respondents, 7.41% (2) declined to answer. Of all 1081 Clinton County respondents, 13.04% (141) declined to answer.</i> | | |
| Primary Employment Status (n = 27)/(n = 1081) | Full-time | 59.26% (16) | 54.12% (585) |
| | Part-time | 11.11% (3) | 7.86% (85) |
| | Armed forces | 0.00% (0) | 0.09% (1) |
| | Disabled | 7.41% (2) | 4.72% (51) |
| | Homemaker | 18.52% (5) | 3.52% (38) |
| | Retired | 0.00% (0) | 22.76% (246) |
| | Student | 0.00% (0) | 1.94% (21) |
| | Unemployed | 0.00% (0) | 2.22% (24) |
| | Other | 0.00% (0) | 2.78% (30) |
| Primary Care Provider (n = 27)/(n=1081) | Yes | 74.07% (20) | 90.47% (978) |
| | No | 25.93% (7) | 9.53% (103) |

Clinton County 2022 Community Health Assessment Community Survey Summary - Town of Altona -



Clinton County 2022 Community Health Assessment Community Survey Summary - Town of Altona -

Figure 9: Clinton County Community Health Assessment Community Survey, Altona Physical Health Status (n=27)

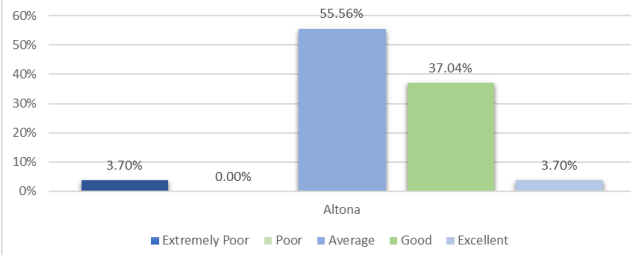


Figure 10: Clinton County Community Health Assessment Community Survey, Altona Mental Health Status (n=27)

